

## Full << List >> Epson Customer® Support 1-888-500-3028 Contact Numbers in the USA

Navigating Epson plans ➡️ 1 (888) 500~3028 can sometimes require a little extra assistance. Whether you're adjusting a Epson subscription, clarifying billing details, or seeking a refund, speaking with a live person at Epson can often be the most efficient way to resolve your concerns. This guide outlines ➡️ 1 (888) 500~3028 how to reach a live Epson agent via phone, chat, and other methods, offering tips to minimize wait times and ensure a smooth support experience.

## Why Speak with a Live Epson Agent? ➡️ 1 (888) 500~3028

While automated systems can handle many basic inquiries, certain situations often necessitate human interaction. These include:

- ➡️ **Subscription issues:** Changes or cancellations often require personalized assistance to manage or secure refunds.
- ➡️ **Complex account setups:** Multi-device setups or special security configurations are best handled by a live agent.
- ➡️ **Refunds and billing issues:** Navigating refund processes or billing disputes is often easier with direct communication.
- ➡️ **Technical issues:** Software errors, installation problems, or account lockouts often need live troubleshooting.
- ➡️ **Clarity and peace of mind:** Sometimes, simply speaking with a live person can provide reassurance and clear answers.

### How to Contact Epson Customer Service:

Epson ➡️ 1 (888) 500~3028 offers multiple avenues for connecting with their support team:

## Phone Support: The Direct Line

Calling Epson ➡️ 1 (888) 500~3028 customer service hotline is often the fastest way to reach a live agent. While you may encounter automated prompts, persistence and clear articulation of your needs can quickly connect you to a real person.

## Live Chat: Convenient Online Assistance

Epson's live chat feature is ideal for those who prefer text-based communication. Accessible via the "Support" or "Contact Us" section on the Epson website, it allows real-time help from an agent.

## Mobile App Support: Help on the Go

Using the Epson mobile app, users can access chat or call support directly, offering a fast and portable way to solve issues.

## Email Support: For Less Urgent Matters

You can email Epson for inquiries that aren't time-sensitive. Expect a longer response time than live chat or phone.

## Social Media: Public Inquiries (Use Carefully)

Epson is active on platforms like Twitter and Facebook. While you can message them, don't share private info like account details. This method is better for general updates or announcements.

### Tips for Connecting with a Live Agent via Phone:

- ➔ **Be prepared:** Have your Epson account email, product key, or subscription ID ready.
- ➔ **Be clear:** Briefly and clearly explain your issue.
- ➔ **Be patient:** Wait times may vary, especially during busy hours.
- ➔ **Use prompts wisely:** Follow the phone menu or say "representative" to bypass.
- ➔ **Repeat if needed:** Say "agent" or press "0" multiple times if necessary.

### International Callers:


For users outside the U.S., the Epson number remains the same:

- ➔ Epson UK: ☎ 1 (888) 500~3028
- ➔ Epson en Español: ☎ 1 (888) 500~3028
- ➔ Epson Australia: ☎ 1 (888) 500~3028


### Common Epson Customer Service Inquiries:

- ➔ **Subscription changes/cancellations**
- ➔ **Software installation issues**
- ➔ **Billing or renewal disputes**
- ➔ **Account recovery/password resets**

## ➔ Product upgrades and support for multiple devices

By using the above contact options and tips, you can quickly speak with a live Epson agent ➔  **1 (888) 500~3028** to address your issue efficiently.


## The 1–800 ➔ **1 (888) 500~3028** Phone Number for Epson Support

You can call Epson customer service toll-free at ➔  **1 (888) 500~3028** for any issue related to subscriptions, renewals, refunds, or installations. For fast service, have your account info or Epson product key ready.

## Use the Epson Help Centre ➔ **1 (888) 500~3028**


Epson's online Help Center is full of resources. It's great for self-service troubleshooting or minor questions.

Steps to use the Help Center:

1. Go to Epson's Support page ➔  **1 (888) 500~3028**
2. Select a relevant topic (billing, security, downloads, etc.)
3. Browse articles or click "Contact Us" to access chat or call support.

## Live Chat with Epson

Want faster help than phone? Try Epson's live chat.

1. Visit Epson's official site ➔  **1 (888) 500~3028**
2. Click "Support" then "Chat with Us"
3. Explain your issue—an agent will respond in real-time

## Reach Out via Social Media

Send a message to Epson's verified social media profiles like Twitter or Facebook. While response time may vary, it's a viable option for non-urgent issues or status updates.

Tip: Include your subscription ID and detailed issue (without sharing sensitive data publicly).


# Use the Epson Contact Form ➡ 1 (888) 500~3028

Not in a rush? Fill out Epson's official contact form via their "Contact Us" page. Include:


- ➡ Your Epson product and subscription details
- ➡ Clear explanation of your issue
- ➡ Screenshots (if applicable)
- ➡ Epson account email

A representative typically responds within 24–48 hours.

## Conclusion

Getting in touch with Epson ➡  1 (888) 500~3028 from the USA or abroad doesn't have to be difficult. Whether you call, chat, or email, using the right method based on urgency saves time and gets results.

### Summary – Contact Epson Customer Service:

- ➡ **Call:** ➡  1 (888) 500~3028 (24/7 toll-free support)
- ➡ **Live Chat:** Via website or mobile app
- ➡ **Email:** Through their contact form for written support
- ➡ **Social Media:** For general queries and updates
- ➡ **Help Center:** For FAQs and guides

Whether it's dealing with technical errors, billing issues, or managing your security settings, speaking with a **Epson live representative +1-888500-30,28** can help resolve your concern quickly and clearly