



Post Office Box 391
Sheridan, Wyoming 82801
307.673.2418

www.sheridanhospital.org

Sheridan Memorial Hospital Foundation

Regular Board Meeting

Tuesday, January 23, 2024, 4:00 pm

Location:

*Sheridan Memorial Hospital
Cafeteria Conference Rooms A & B*

Rob Johnson
President

Sue Belish
Vice President

Vicki Jorgenson
Secretary

Chuck Burgess
Treasurer

William E. Doughty, MD
Director

Ryan Franklin
Director

Yvonne Gatley
Director

Richard Garber
Director

Rosemary Rieder
Director

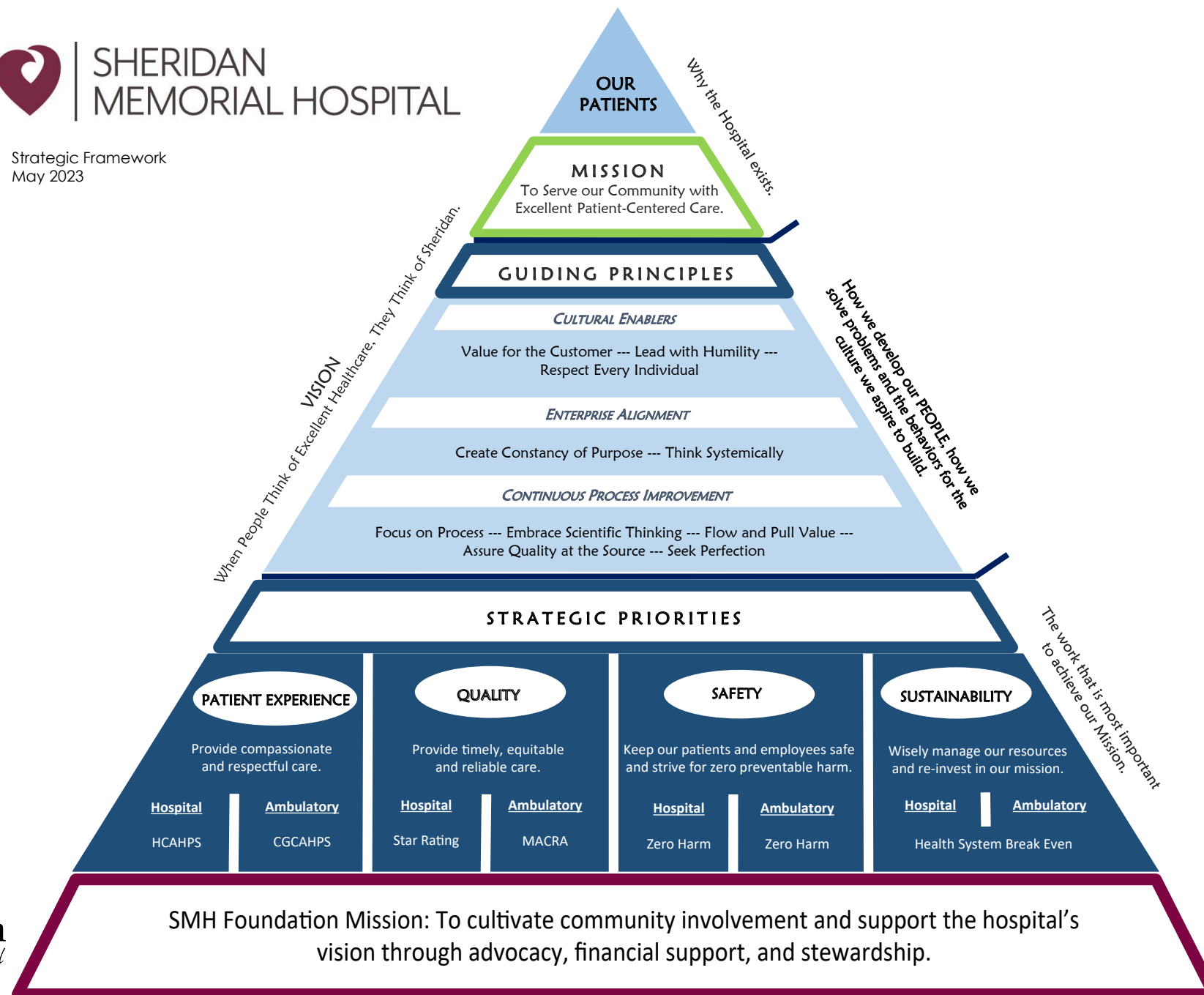
Joshua Scott, MD
Director

Wendy Smith
Director

Cody Sinclair
Chief Development
Officer

Ada Kirven
Director of
Donor Relations

1. Welcome and Call the Meeting to Order—President Rob Johnson
2. Sheridan Memorial Hospital—Tour of Foundation Projects (at the end of the meeting)
 - a. Pharmacy
 - b. SMH Entrance
 - c. Employee Lounge
3. Consent Agenda (action)—Rob Johnson
 - a. December 20, 2023 meeting minutes
 - b. Checks, Transfers and Journal Entries for December 2023
4. Foundation Reports
 - a. Finance Committee Meeting Report—Chuck Burgess
 - i. Investment Policy Statement Review
 - b. Donor & Fundraising Development Committee Meeting Report—Dr. Bill Doughty
 - c. Governance Committee Meeting Report—Sue Belish
 - i. Policy Report
 - d. Donor Relations Update—Ada Kirven
 - e. Community Coordination, Event & Volunteer Updates—Jasmine Slater
5. Reports
 - a. SMH Board of Trustee Report—Richard Garber
 - b. SMH Physicians—Dr. Josh Scott
 - c. SMH Auxiliary—Rosemary Rieder
6. Other Business
 - a. Next board meeting scheduled Tuesday, February 27, 2024
7. Adjournment—Tour Following Foundation Meeting



Sheridan Memorial Hospital Foundation
Regular Board Meeting
Tuesday, December 19, 2023, 4:00 pm
Location: 1400 Pioneer Road, Sheridan, Wyoming
Meeting Hosted by Cody & Sarah Jo Sinclair

PRESENT: Rob Johnson, Sue Belish, Chuck Burgess, Dr. William Doughty, Vicki Jorgenson,
Yvonne Gatley, Dr. Joshua Scott

ABSENT: Rosemary Rieder, Wendy Smith, Richard Garber, and Ryan Franklin

GUESTS: Ada Kirven, Cody Sinclair, Jasmine Slater, Liz Dearcorn, Lauren Martinsen,
Karen Boedeker

WELCOME:

Rob Johnson called the meeting to order at 4:07 pm and welcomed everyone.

CONSENT AGENDA (Action):

Rob Johnson presented the two items on the consent agenda (November 28, 2023 meeting minutes and November 2023 Checks, Transfers, and Journal Entries) and called for a motion. There were no questions or concerns.

**SUE BELISH MOVED TO APPROVE THE CONSENT AGENDA; DR.
WILLIAM DOUGHTY SECONDED THE MOTION. MOTION CARRIED
UNANIMOUSLY.**

FOUNDATION REPORTS

SMH CAPITAL REQUESTS – CODY SINCLAIR

Cody Sinclair discussed the employee lounge furniture upgrade proposal. The Foundation has unrestricted funds to support this request up to \$5,000. He also discussed the Kozy Korner upgrade proposal. The Foundation has unrestricted funds to support this request up to \$10,000. Ada Kirven discussed the CADD Pumps for Welch Cancer Center proposal. The Foundation has Welch Cancer Center Comfort Care funds to support this request up to \$12,200.

**SUE BELISH MOVED TO APPROVE THE ABOVE PROPOSALS AS STATED;
CHUCK BURGESS SECONDED THE MOTION. MOTION CARRIED
UNANIMOUSLY.**

OTHER BUSINESS:

Cody Sinclair gave an update on the roadmap and verbal pledges recently received.

With no other business, the next Board meeting will be Tuesday, January 23, 2023, at 4 pm in SMH Cafeteria Conference Rooms A & B

ADJOURNMENT:

With no further matters to come before the Board, the meeting adjourned at 4:25 pm.

Lauren Martinsen, Recorder

Vicki Jorgenson, Foundation Board Secretary

Sheridan County Memorial Hospital Foundation

Check Detail

December 2023

DATE	TRANSACTION TYPE	NUM	NAME	MEMO/DESCRIPTION	CLR	AMOUNT
OPERATIONS CHKG #6721 18-FFSB						
12/05/2023	Check	DC	Amazon. Com	Partner Breakfast Decorations and Activities	R	-195.36
				Partner Breakfast Decorations and Activities		195.36
12/11/2023	Check	4366	SMH Misc.	Invoice #6734, 2023.1 Wages	R	-27,116.77
				Invoice #6734, 2023.1 Wages		27,116.77
12/11/2023	Check	4367	SMH Misc.	Invoice #6734, 2023.11 Donor Recognition	R	-221.12
				Invoice #6734, 2023.11 Donor Recognition		221.12
12/11/2023	Check	4368	SMH Misc.	Invoice #6734, 2023.11 Office Supplies	R	-17.85
				Invoice #6734, 2023.11 Office Supplies		17.85
12/11/2023	Check	4371	Blackbaud Inc.	Inv #333434 Site ID #10214		-14,885.18
				Renew Subscription - RE NXT Learn Everything		14,885.18
12/12/2023	Check	4370	The Eagle's Nest Bakery	2023 Partner Breakfast		-200.00
				2023 Partner's Breakfast - 100 Muffins @ \$2.00 each		200.00
12/12/2023	Check	DC	Chamber of Commerce	Invoice #86602 Chamber Bucks for Partner Breakfast Prizes	R	-1,000.00
				Invoice #86602 Chamber Bucks for Partner Breakfast Prizes		1,000.00
12/14/2023	Check	4372	Alphagraphics	Inv #19932		-4,605.22
				2023 Gratitude Report 4,500 Tri-Folds, 4,000 Letters, 4,000 6 3/4 Business Reply Envelopes, 4,500 Donation Cards		5,409.96
				Nonprofit Discount		-804.74
12/14/2023	Check	DC	U.S. Postal Service	SMH Christmas Cards & Business Reply Account	R	-519.58
				SMH Christmas Cards & Business Reply Account		519.58
12/14/2023	Check	DC	U.S. Postal Service	2023 Gratitude Mailing and Funds for Business Reply Account	R	-1,027.99
				2023 Gratitude Report Mailing		827.99
				Funds for Business Reply Account		200.00
12/21/2023	Check	DC	Amazon. Com	Office Fireproof File Box	R	-23.84
				Office Fireproof File Box		23.84
12/28/2023	Check	DC	Traveler's CL Remittance Center	Acct #4007M9246	R	-800.00
				Renewal Business Premium - 3 yr Policy 1-1-2024 - 12-31-2024 - 2nd Payment		800.00
12/28/2023	Check	4373	Sheridan Press- Subscription Service	Invoice #0029203, 2023.11 Papers		-132.45
				Subscription Service, 2023.11 Papers		132.45
12/28/2023	Check	4374	Elaine O. Henry	Proofreading Services		-136.00
				Proofreading Services - Annual Report - 27pg (\$4/pg)		108.00
				Proofreading Services - Gratitude Report - 7pg (\$4/pg)		28.00
12/29/2023	Check	4375	SMH Foundation	Correction of 2023.12.19 Donation to Program	R	-
						359,441.03
				Correction of 2023.12.19 Donation to Program		359,441.03

DATE	TRANSACTION TYPE	NUM	NAME	MEMO/DESCRIPTION	CLR	AMOUNT
PROGRAM CHKG #03-930011-16						
TEMP RESTRICTED PROGRAM FUNDS						
Behavioral Health						
12/01/2023	Check	DC	ClearBags	Clear Envelopes for Mailing Gratitude Report x6000	R	-348.23
				\$325.44 for 6,000 pieces - Slip Flap Closure and \$22.79 for shipping & Handling		348.23
Cancer Screening						
Cancer Screening Early Detect						
12/11/2023	Check	10959	SMH Misc.	Ultrasound Reimbursement, Patient 306527, and 122946	R	-196.66
				306527		61.35
				306527		36.98
				122946		61.35
				122946		36.98
12/28/2023	Check	10967	SMH Misc.	Ultrasound Reimbursement, Patient 119994		-378.79
				119994		378.79
Clinical Ed Endowment Income						
12/01/2023	Check	DC	SMH Misc.	FY24 Clinical Education Scholarship	R	-1,185.00
				FY24 Clinical Education Scholarship		1,185.00
12/05/2023	Check	DC	Fairmont Hotel	FY24 Clinical Education Scholarship	R	-692.77
				FY24 Clinical Education Scholarship		692.77
12/12/2023	Check		SMH Misc.	FY24 Clinical Education Scholarship	R	-10.67
				FY24 Clinical Education Scholarship		10.67
12/20/2023	Check	10963	Jennifer Larson	FY24 Clinical Education Scholarship	R	-261.48
				FY24 Clinical Education Scholarship		261.48
12/28/2023	Check	10964	Powell Valley Healthcare	Spinning Babies Class - May 2024 - 3 Registrations		-750.00
				Jeanna Duncan Registration		250.00
				Suzy Gonda Registration		250.00
				Jennifer Keegan Registration		250.00
12/28/2023	Check	10965	Kyla Rodriguez	Spinning Babies Class - May 2024 - Registration Reimbursement		-250.00
				Spinning Babies Class Registration Reimbursement		250.00
COVID-19 Fund						
12/05/2023	Check	10957	Jasmine Slater	December Days of Kindness - Midnight snack cart	R	-210.92
				December Days of Kindness - Midnight snack cart		210.92
12/12/2023	Check	DC	Walmart	December Days of Kindness - Midnight snack cart	R	-148.26
				December Days of Kindness - Midnight snack cart		148.26
12/12/2023	Check		Costco	December Days of Kindness – Midnight Snack Cart	R	-228.86
				December Days of Kindness – Midnight Snack Cart		228.86
12/28/2023	Check	DC	Costco	December Days of Kindness – Midnight Snack Cart	R	-251.85
				December Days of Kindness – Midnight Snack Cart		251.85
Equipment						

DATE	TRANSACTION TYPE	NUM	NAME	MEMO/DESCRIPTION	CLR	AMOUNT
12/11/2023	Check	10962	SMH Misc.	Invoice #520856752, #1423730	R	-
						333,243.00
				Helmsley Ultrasound Project, Invoice #520856752		262,936.00
				Helmsley Ultrasound Project, Invoice #1423730		70,307.00
GAP Program						
12/11/2023	Check	10958	SMH Misc.	GAP funds requested 12/11/23	R	-5,000.00
				GAP funds requested 12/11/23		5,000.00
12/11/2023	Check	10961	SMH Misc.	Invoice #6734, 2023.11 Patient Care Supplies	R	-57.41
				Invoice #6734, 2023.11 Patient Care Supplies		57.41
Hospice of The Big Horns						
12/11/2023	Check	10960	Sherrie Reish	Hospice Celebration of Life	R	-156.64
				Hospice Celebration of Life		156.64
The Link - Partners in Pink						
12/04/2023	Check	DC	Alphagraphics	Invoice #19455, 10 Link Sponsor Signs	R	-112.00
				Invoice #19455, 10 Link Sponsor Signs		130.00
				Nonprofit Discount		-18.00
UNRESTRICTED PROGRAM FUNDS						
Transfer for Operations						
12/31/2023	Check	DC	Blackbaud Transaction Fees	December 2023 Transaction Fees	R	-281.18
				December 2023 Transaction Fees		281.18
Unrestricted-Greatest Need						
12/28/2023	Check	10966	Mossholder Furniture	Invoice #717580, Employee Lounge Furniture		-3,140.23
				Invoice #717580, Employee Lounge Furniture		3,140.23

Sheridan Memorial Hospital Foundation

Journal Entries Last Month

December 2023

TRANSACTION TYPE	DATE	NUM	MEMO/DESCRIPTION	ACCOUNT	DEBIT	CREDIT
Journal Entry	12/31/2023	Bishop 12.23 AQ		DAD Bishop Dialysis Endowment:Realized Gain (Loss)	\$2,944.99	
				Other Investment Income:Bishop Endowment Fd:Realized Gains/Losses		\$2,944.99
				DAD Bishop Dialysis Endowment:Unrealized Gain (Loss)	\$15,228.27	
				Other Investment Income:Bishop Endowment Fd:Unrealized Gains/Losses		\$15,228.27
				DAD Bishop Dialysis Endowment:Bishop Endowment Income	\$4,438.94	
				INVESTMENT INCOME:Dividends- Bishop Endowment		\$3,921.73
				INVESTMENT INCOME:Interest - Bishop Endowment FF		\$8.04
				Other Investment Income:Bishop Endowment Fd:Realized Gains/Losses		\$509.17
				DAD Bishop Dialysis Endowment:Bishop Endowment Income	\$0.00	
				DAD Bishop Dialysis Endowment:Realized Gain (Loss)	\$0.00	
				PROGRAM CHKG #03-930011-16:TEMP RESTRICTED PROGRAM	\$0.00	
				FUNDS:Dialysis Unit:Bishop Dialysis Endowment Distr		
				DAD Bishop Dialysis Endowment:Bishop Endowment Income	\$0.00	
				MANAGEMENT & GENERAL OPERATIONS:Investment Service Fees:Taxes - Foreign	\$0.00	
				MANAGEMENT & GENERAL OPERATIONS:Investment Service Fees:Bishop Endowment Fd	\$0.00	
					\$22,612.20	\$22,612.20
Journal Entry	12/31/2023	Cardiac Care 12.23 AQ	record monthly transactions	DAD Husman Trust - Dialysis & Cardiac Care:Realized Gain (Loss)	\$21,081.11	
			record monthly transactions	Other Investment Income:DAD - Husman Trust -Cardiac:Realized Gains/Losses		\$21,081.11
			record monthly transactions	DAD Husman Trust - Dialysis & Cardiac Care:Unrealized Gain (Loss)	\$200,992.83	
			record monthly transactions	Other Investment Income:DAD - Husman Trust -Cardiac:Unrealized Gains/Losses		\$200,992.83
			record monthly transactions	DAD Husman Trust - Dialysis & Cardiac Care:DAD Husman Trust - Cardiac Care Principal	\$0.00	
			record monthly transactions	DAD Husman Trust - Dialysis & Cardiac Care:DAD Husman Trust Income	\$35,218.03	
			record monthly transactions	INVESTMENT INCOME:Dividends - DAD Husman TR Cardi		\$32,907.37
			record monthly transactions	INVESTMENT INCOME:Interest - DAD Husman TR - Card		\$45.92
			record monthly transactions - LTd Partnership Distribution	INCOME OTHER:PTP Distributions	\$0.00	
			record monthly transactions	Other Investment Income:DAD - Husman Trust -Cardiac:Realized Gains/Losses		\$2,264.74
			record monthly transactions	DAD Husman Trust - Dialysis & Cardiac Care:DAD Husman Trust Income	\$0.00	
			record monthly transactions	MANAGEMENT & GENERAL OPERATIONS:Investment Service Fees:Taxes - Foreign	\$0.00	
				MANAGEMENT & GENERAL OPERATIONS:Investment Service Fees:DAD - Husman Trust - Cardiac	\$0.00	
			Funds transferred from Husman Dialysis, combining accounts	DAD Husman Trust - Dialysis & Cardiac Care:DAD Husman Trust Income	\$0.00	
			Funds transferred to Husman Cardiac Care, combining accounts	DAD Husman Trust - Dialysis	\$0.00	
				MANAGEMENT & GENERAL OPERATIONS:Investment Service Fees:Taxes - Foreign	\$0.00	
					\$257,291.97	\$257,291.97
Journal Entry	12/31/2023	Dialysis 12.23 AQ		DAD Husman Trust - Dialysis:Realized Gain (Loss)	\$0.00	
				DAD Husman Trust - Dialysis & Cardiac Care:DAD Husman Trust Income	\$254.62	
				DAD Husman Trust - Dialysis:Operating Income	\$1,092.53	
				INVESTMENT INCOME:Dividends - DAD Husman TR Dialy		\$1,346.25
				INVESTMENT INCOME:Interest - DAD Husman TR Dialys		\$0.90
				Other Investment Income:DAD - Husman - Dialysis:Unrealized Gain (Loss)	\$0.00	
				DAD Husman Trust - Dialysis:Unrealized Gain (Loss)	\$0.00	
				MANAGEMENT & GENERAL OPERATIONS:Investment Service Fees:DAD - Husman TR - Dialysis	\$0.00	
				DAD Husman Trust - Dialysis:Operating Income	\$0.00	
				MANAGEMENT & GENERAL OPERATIONS:Investment Service Fees:Taxes - Foreign	\$0.00	
					\$1,347.15	\$1,347.15
Journal Entry	12/31/2023	Nursing Edu 12.23 AQ		DAD Nsg Educational Endowment:Realized Gain (Loss)	\$748.22	
				Other Investment Income:Nursing Educational Endow:Realized Gains/Losses		\$748.22
				DAD Nsg Educational Endowment:Scholarship Income	\$5,771.14	
				INVESTMENT INCOME:Dividends -Scholarship Fun		\$5,761.02
				INVESTMENT INCOME:Interest - Scholarship		\$10.12
				Other Investment Income:Nursing Educational Endow:Unrealized Gains/Losses		\$22,406.21
				DAD Nsg Educational Endowment:Unrealized Gain (Loss)	\$22,406.21	
				DAD Nsg Educational Endowment:Scholarship Income	\$0.00	
				MANAGEMENT & GENERAL OPERATIONS:Investment Service Fees:Taxes - Foreign	\$0.00	

TRANSACTION TYPE	DATE	NUM	MEMO/DESCRIPTION	ACCOUNT	DEBIT	CREDIT
				DAD Nsg Educational Endowment:Scholarship Income	\$0.00	
				PROGRAM CHKG #03-930011-16:TEMP RESTRICTED PROGRAM	\$0.00	
				FUNDS:Clinical Ed Endowment Income		
				MANAGEMENT & GENERAL OPERATIONS:Investment Service Fees:Nursing Scholarship Endow	\$0.00	
				DAD Nsg Educational Endowment:Realized Gain (Loss)	\$4,276.20	
				Other Investment Income:Nursing Educational Endow:Realized Gains/Losses		\$4,276.20
					\$33,201.77	\$33,201.77
Journal Entry	12/31/2023	FIB OP 12.23 AQ		FIB-Investment- Operating Fund:Operating Fund Income	\$5,214.43	
				INVESTMENT INCOME:Dividends - FIB Operating Fd		\$5,214.43
				FIB-Investment- Operating Fund:Operating Fund Income		\$512.92
				MANAGEMENT & GENERAL OPERATIONS:Investment Service Fees:FIB - Opertaing Fund	\$512.92	
				FIB-Investment- Operating Fund:Unrealized Gain (Loss)	\$10,161.10	
				Other Investment Income:FIB - Operating Fund Investment:Unrealized Gains/Losses		\$10,161.10
				FIB Investment Account:FIB Investments - Other	\$0.00	
				FIB-Investment- Operating Fund:Operating Fund Income	\$0.00	
				FIB Investment Account:FIB Investments - Other	\$0.00	
			partial fee reimbursement	FIB-Investment- Operating Fund:Operating Fund Income	\$384.39	
			partial fee reimbursement	MANAGEMENT & GENERAL OPERATIONS:Investment Service Fees:FIB - Opertaing Fund		\$384.39
					\$16,272.84	\$16,272.84
Journal Entry	12/31/2023	FIB Invest 12.23 AQ		FIB Investment Account:FIB Investments - Other	\$24,901.67	
				INVESTMENT INCOME:Dividends - FIB		\$24,901.67
				MANAGEMENT & GENERAL OPERATIONS:Investment Service Fees:FIB - Investments	\$904.86	
				FIB Investment Account:FIB Investments - Other		\$904.86
				FIB Investment Account:FIB Investments - Other	\$64,946.06	
				Other Investment Income:FIB - Investment Account:Unrealized Gains/Losses		\$64,946.06
				FIB Investment Account:FIB Investments - Other	\$0.00	
				FIB Investment Account:FIB Investments - Other	\$645.98	
				MANAGEMENT & GENERAL OPERATIONS:Investment Service Fees:FIB - Investments		\$645.98
				FIB-Investment- Operating Fund	\$0.00	
				Other Investment Income:FIB - Investment Account:Realized Gains/Losses		\$251.66
				FIB Investment Account:FIB Investments - Other	\$251.66	
				FIB Investment Account:FIB Investments - Other		\$19,465.78
				Other Investment Income:FIB - Investment Account:Realized Gains/Losses	\$19,465.78	
					\$111,116.01	\$111,116.01
Journal Entry	12/31/2023	Pledges 12.23 AQ	To adjust Pledges for October 2023	Pledges Receivable:Pldgs Rec - Healthy Garden	\$0.00	
			To adjust Pledges for October 2023	Pledges Receivable:Pldgs Rec - Golf Tournament	\$0.00	
			To adjust Pledges for October 2023	Pledges Receivable:Pldgs Rec - Membership Fund	\$0.00	
			To adjust Pledges for October 2023	Pledges Receivable:Pldgs Rec - Unrestricted-Great	\$8,200.00	
			To adjust Pledges for October 2023	Pledges Receivable:Pldgs Rec -The Link Partners	\$0.00	
			To adjust Pledges for October 2023	Pledges Receivable:Pldgs Rec - Transitional Care	\$0.00	
			To adjust Pledges for October 2023	DONATIONS - New Cash/New Pledge:Donations - Golf Tournament	\$0.00	
			To adjust Pledges for October 2023	DONATIONS - New Cash/New Pledge:Donations - Healthy Garden	\$0.00	
			To adjust Pledges for October 2023	DONATIONS - New Cash/New Pledge:Donations - Membership Fund	\$0.00	
			To adjust Pledges for October 2023	DONATIONS - New Cash/New Pledge:Donations - Unrestricted Great		\$8,200.00
			To adjust Pledges for October 2023	DONATIONS - New Cash/New Pledge:Donations - The Link	\$0.00	
			To adjust Pledges for October 2023	DONATIONS - New Cash/New Pledge:Donations - Transitional Care	\$0.00	
			To adjust Pledges for October 2023	DONATIONS - New Cash/New Pledge:Donations - Behavioral Health		\$1,050,500.00
			To adjust Pledges for October 2023	Pledges Receivable:Pldgs Rec - Behavioral Health	\$1,050,500.00	
			To adjust Pledges for October 2023	Pledges Receivable:Pldgs Rec - Hospice of BH's	\$500.00	
			To adjust Pledges for October 2023	DONATIONS - New Cash/New Pledge:Donations - Hospice		\$500.00
					\$1,059,200.00	\$1,059,200.00
Journal Entry	12/31/2023	JE TD 12.31.23	Fix transfer from FIBWM - donation was recorded in November.	DONATIONS - New Cash/New Pledge:Donations - Behavioral Health	\$19,465.78	
			Fix transfer from FIBWM - donation was recorded in November.	Other Investment Income:FIB - Investment Account:Realized Gains/Losses		\$19,465.78
					\$19,465.78	\$19,465.78
TOTAL					\$1,520,507.72	\$1,520,507.72

Important Dates—

- Tuesday, January 23 Foundation Board Meeting, 4 pm, Cafeteria Conf A/B
- Wednesday, January 24 Board of Trustee Meeting, 4 pm, Cafeteria Conf A/B
- Tuesday, February 27 Foundation Board Meeting, 4 pm, Cafeteria Conf C

Activities:

1. December 2023 Gift Overview, 599 Gifts for The Link, Various Funds, and TCU Pledges

Monthly Cash to Bank	\$581,104.37
Pledge Payments Received	\$285,815.56
New Cash/Stock	\$288,676.81
Employee Partner Gifts	\$6,612.00

Memorial and Honor Gifts for Last Month

- | | | |
|-----------------------------------|---------------------------------|--------------------------------|
| ♥ Bonnie Nuss, Hospice | ♥ Donna J. Shelley, Membership | ♥ Marvin Harding, Unrestricted |
| ♥ Chuck Deaver, Membership | ♥ Dorothy C. King, Unrestricted | ♥ Nathan Beyers, WCC |
| ♥ Cristian Balcescu, Unrestricted | ♥ Emily S. Shelby, Unrestricted | |
| ♥ Dana M. Wood, WCC | ♥ Kenneth Barker, Cadiac Care | |

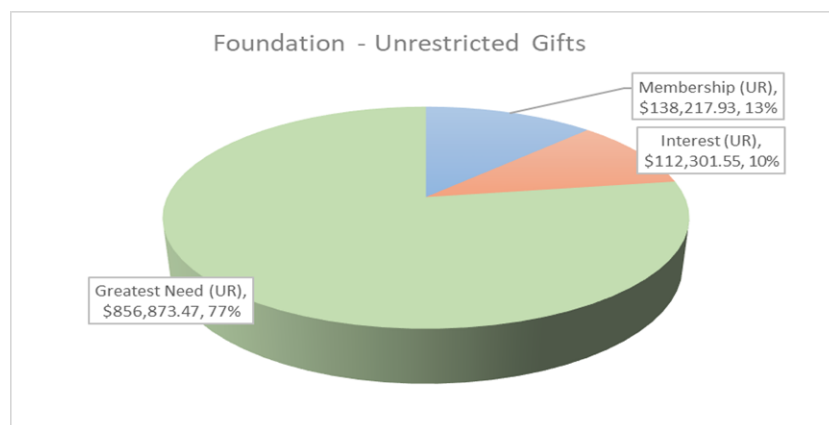
New Donors this Fiscal Year

FY24	July-Dec	245	\$20,275
FY23	July-June	367	\$269,180
FY22	July-June	318	\$240,349
FY21	July-June	237	\$132,828

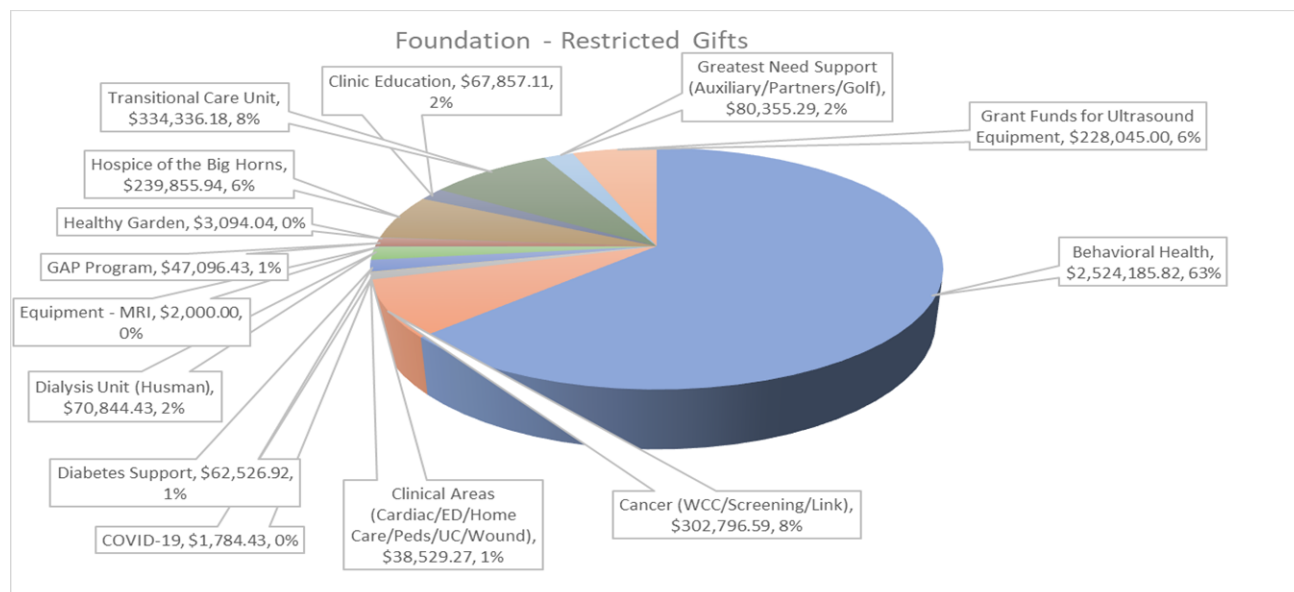
Major Gifts Received, \$2,000 or more

1. Vernon S. & Rowena W. Griffith Foundation	\$250,000.00
2. Anonymous Donation	\$60,000.00
3. Mr. T. R. Shelby	\$58,443.00
4. Mr. and Mrs. Robert Berry	\$50,000.00
5. Muriel & Seymour Thickman Family Foundation	\$30,000.00
6. Joe F. & Roberta H. Napier Foundation	\$20,000.00
7. First Interstate Bank	\$10,000.00
8. Mr. and Mrs. William E. Baas	\$5,000.00
9. Sheridan Comm. Federal Credit Union	\$5,000.00
10. Lenoir Charitable Trust	\$5,000.00
11. Ms. Anne M. Pendergast	\$5,000.00
12. Mr. and Mrs. Todhunter Windsor	\$5,000.00
13. Mr. and Mrs. Stephen Maier	\$5,000.00
14. Mr. and Mrs. Gary Miller	\$5,000.00
15. Mr. and Mrs. Richard D. Hall	\$3,000.00
16. Mrs. Joan Ford Wallick	\$3,000.00
17. Top Office Products Inc	\$2,500.00
18. Mr. Jay Sweezey	\$2,500.00
19. Anonymous Donation	\$2,000.00
20. Homer A. & Mildred Scott Foundation	\$2,000.00

Monthly Financial Summary Report			
Matt Ebzery, Foundation Board Treasurer			
December 2023 Financial Overview			
Total Cash Assets Balance Forward		11/30/2023	\$ 16,469,998.71
1	Total Income <i>(breakout below)</i>	12/31/2023	\$ 1,429,025.18
	New Cash & Pledges, \$1,334,523.03		
	Investment Income, \$94,502.15		
2			
3	Operation Expenses (professional fees)	12/31/2023	\$ (51,280.37)
4	Program Distributions to SMH	12/31/2023	\$ (344,517.03)
5	Total Fund Raising Expenditures	12/31/2023	\$ (460.23)
6	Investment Unrealized Gain/Loss	12/31/2023	\$ 345,810.56
Total Assets			\$17,848,576.82
			\$1,378,578.11
Investments - FIB, D.A. Davidson & TDA			
		Values	% of Holdings
	FIB Operational	12/31/2023	\$ 1,095,503.95 11%
	FIB Unrestricted	12/31/2023	\$ 1,977,032.59 20%
	DAD Nursing Scholarship Endowment	12/31/2023	\$ 830,981.22 8%
	DAD Bishop Dialysis Endowment	12/31/2023	\$ 565,696.70 6%
	DAD Husman Trust - Dialysis & Cardiac Care	12/31/2023	\$ 5,503,107.83 55%
Total Investment Assets			\$9,972,322.29 100%



Month	
Dec-24	\$9,972,322.29
Nov-23	\$9,572,247.47
Oct-23	\$9,055,525.07
Sep-23	\$9,593,106.99
Aug-23	\$9,934,889.04
Jul-23	\$10,209,845.10
Jun-23	\$10,058,739.62
May-23	\$9,618,006.58
Apr-23	\$9,768,115.89
Mar-23	\$9,816,727.43
Feb-23	\$9,628,766.81
Jan-23	\$9,963,119.12
Dec-22	\$9,422,830.67
Nov-22	\$9,228,418.33





Roadmap for Philanthropic Support of SMH's Strategic Plan

SMH Foundation Mission: To cultivate community involvement and support the hospital's vision through advocacy, financial support, and stewardship.

FY24 - FY25	Behavioral Health	\$14,000,000
	*Pharmacy/Respiratory Move	
	*Pediatrics Move/Remodel	
	*Med-Surg Move/Remodel	
	*EmPATH & Crisis Stabilization Unit	
	Emergency Department Update	\$1,000,000
Total		\$15,000,000

Proposed Funding

Wyoming SLIB Board Funding (Behavioral Health)	\$5,900,000
Wyoming SLIB Board Funding (Emergency Department)	\$480,000
Sheridan County	\$2,500,000
Foundation Gifts/Pledges through 1/10/24	\$4,400,000
Sheridan Memorial Hospital Foundation Fund Raising Remaining	\$1,720,000
Total	\$15,000,000

Sheridan County Memorial Hospital Foundation

Budget vs. Actuals: Budget FY24 - FY24 P&L

July - December, 2023

	TOTAL				
	ACTUAL	BUDGET	OVER BUDGET	REMAINING	% OF BUDGET
Income					
Budget Transfer Operating Funds		0.00	0.00	0.00	
Budgeted Operating Transfers	160,000.00	400,000.00	-240,000.00	240,000.00	40.00 %
Total Budget Transfer Operating Funds	160,000.00	400,000.00	-240,000.00	240,000.00	40.00 %
Total Income	\$160,000.00	\$400,000.00	\$ -240,000.00	\$240,000.00	40.00 %
GROSS PROFIT	\$160,000.00	\$400,000.00	\$ -240,000.00	\$240,000.00	40.00 %
Expenses					
MANAGEMENT & GENERAL OPERATIONS		0.00	0.00	0.00	
Accounting	4,300.00	8,600.00	-4,300.00	4,300.00	50.00 %
Advertising & Marketing	385.00	2,500.00	-2,115.00	2,115.00	15.40 %
Credit Card Fees	570.37	1,500.00	-929.63	929.63	38.02 %
Insurance	800.00	820.00	-20.00	20.00	97.56 %
Office Expenses		0.00	0.00	0.00	
Books & Subscriptions		230.00	-230.00	230.00	
Computer Support	15,446.03	16,900.00	-1,453.97	1,453.97	91.40 %
Postage and Delivery	2,927.99	5,000.00	-2,072.01	2,072.01	58.56 %
Printing and Reproduction	5,012.03	7,800.00	-2,787.97	2,787.97	64.26 %
Supplies/Other	1,197.87	1,500.00	-302.13	302.13	79.86 %
Total Office Expenses	24,583.92	31,430.00	-6,846.08	6,846.08	78.22 %
Professional Fees	125.00	0.00	125.00	-125.00	
Dues	397.00	3,000.00	-2,603.00	2,603.00	13.23 %
Education/Seminars	5,039.98	4,000.00	1,039.98	-1,039.98	126.00 %
Legal Fees	2,120.00	1,000.00	1,120.00	-1,120.00	212.00 %
Total Professional Fees	7,681.98	8,000.00	-318.02	318.02	96.02 %
Professional Fees for Services	137,632.55	330,000.00	-192,367.45	192,367.45	41.71 %
Recognition Program		0.00	0.00	0.00	
Donor Recognition Expenses	2,282.94	6,300.00	-4,017.06	4,017.06	36.24 %
Partner Program	1,395.36	6,150.00	-4,754.64	4,754.64	22.69 %
Special Events	473.30	500.00	-26.70	26.70	94.66 %
Total Recognition Program	4,151.60	12,950.00	-8,798.40	8,798.40	32.06 %
Travel Expenses		1,000.00	-1,000.00	1,000.00	
Volunteer Programs	1,137.50	3,200.00	-2,062.50	2,062.50	35.55 %
Total MANAGEMENT & GENERAL OPERATIONS	181,242.92	400,000.00	-218,757.08	218,757.08	45.31 %
Total Expenses	\$181,242.92	\$400,000.00	\$ -218,757.08	\$218,757.08	45.31 %
NET OPERATING INCOME	\$ -21,242.92	\$0.00	\$ -21,242.92	\$21,242.92	0.00%
NET INCOME	\$ -21,242.92	\$0.00	\$ -21,242.92	\$21,242.92	0.00%

SHERIDAN COUNTY MEMORIAL HOSPITAL FOUNDATION

Financial Statements

DECEMBER 31, 2023 and 2022

Prior to Year End Adjusting Journal Entries

MOHATT, JOHNSON & GODWIN, LLP

Certified Public Accountants

Everett J. Mohatt, CPA * Michael B. Johnson, CPA * Daniel R. Godwin, CPA * Tommy D. Davis, CPA

Laura J. Spiegel, CPA * Sarah J. Phillips, CPA * Roxanne P. Ostlund, CPA

SHERIDAN OFFICE

352 Whitney Lane – Suite 201
P.O. Box 603 Sheridan, WY 82801
307-672-6494 307-672-6814 fax

BUFFALO OFFICE

99 S. Main Street - Suite B
Buffalo, WY 82834
307-684-2997 307-684-2355 fax

ACCOUNTANTS' COMPILATION REPORT

To the Board of Directors
Sheridan County Memorial Hospital Foundation
Sheridan, WY 82801

Management is responsible for the accompanying financial statements of Sheridan County Memorial Hospital Foundation (a non-profit organization), which comprise the statements of assets, liabilities, and net assets— income tax basis as of December 31, 2023 and 2022, and the related statements of support, revenue and expenses— income tax basis for the one month and six months then ended in accordance with the income tax basis of accounting, and for determining that the income tax basis of accounting is an acceptable financial reporting framework. We have performed a compilation engagement in accordance with Statements on Standards for Accounting and Review Services promulgated by the Accounting and Review Services Committee of the AICPA. We did not audit or review the financial statements nor were we required to perform any procedures to verify the accuracy or completeness of the information provided by management. We do not express an opinion, a conclusion, nor provide any form of assurance on these financial statements.

The financial statements are prepared in accordance with the income tax basis of accounting, which is a basis of accounting other than accounting principles generally accepted in the United States of America.

Management has elected to omit substantially all the disclosures and the statements of changes in net assets ordinarily included in financial statements prepared in accordance with the income tax basis of accounting. If the omitted disclosures and statements of changes in net assets were included in the financial statements, they might influence the user's conclusions about the Company's assets, liabilities, net assets, revenues, and expenses. Accordingly, the financial statements are not designed for those who are not informed about such matters.

We are not independent with respect to the Sheridan County Memorial Hospital Foundation.

The accompanying financial statements and our compilation report are for Sheridan County Memorial Hospital Foundation's board of directors and management only and should not be used or relied upon by any other party for any purpose. Additional users of these financial statements and compilation report are hereby advised that the liability of Mohatt, Johnson & Godwin, LLP to third party users who use or rely on this information may be limited pursuant to 1995 Wyo. Sess. Laws, Chapter 155 Creating Wyo. §33-3-201.

Mohatt, Johnson & Godwin, LLP
Sheridan, WY
January 14, 2024

Sheridan County Memorial Hospital Foundation

Statements of Assets, Liabilities, and Net Assets - Tax Basis

As of December 31, 2023

	TOTAL			
	AS OF DEC 31, 2023	AS OF DEC 31, 2022 (PY)	CHANGE	% CHANGE
ASSETS				
Current Assets				
Bank Accounts				
CD - HOSPICE - FFSB	250,000.00	0.00	250,000.00	
OPERATIONS CHKG #6721 18-FFSB	3,598.82	44,292.68	-40,693.86	-91.87 %
PROGRAM CHKG #03-930011-16	19,762.03	6,691.58	13,070.45	195.33 %
TEMP RESTRICTED PROGRAM FUNDS				
Auxiliary Projects	1,035.00	1,090.60	-55.60	-5.10 %
Behavioral Health	2,524,185.82		2,524,185.82	
Cancer Center	-900.00	30.00	-930.00	-3,100.00 %
WCC Breast Boutique	-230.41	-230.41	0.00	0.00 %
Navigation Support	818.72	818.72	0.00	0.00 %
Prosthesis, Bras & Camisoles	3,348.88	3,348.88	0.00	0.00 %
Training, American Breast Care	2,349.18	2,179.18	170.00	7.80 %
Total WCC Breast Boutique	6,286.37	6,116.37	170.00	2.78 %
WCC General Donations	15,298.21	198,138.87	-182,840.66	-92.28 %
WCC Patient Comfort Care	177,167.91	68,510.84	108,657.07	158.60 %
Total Cancer Center	197,852.49	272,796.08	-74,943.59	-27.47 %
Cancer Screening	-36.60		-36.60	
Cancer Screening Early Detect	42,239.55	72,721.19	-30,481.64	-41.92 %
Total Cancer Screening	42,202.95	72,721.19	-30,518.24	-41.97 %
Cardiac Care	7,300.00	1,000.00	6,300.00	630.00 %
Clinical Ed Endowment Income	30,832.11	0.00	30,832.11	
Clinical Education Endowment	37,025.00	21,925.00	15,100.00	68.87 %
COVID-19 Fund	1,784.43	2,624.32	-839.89	-32.00 %
Diabetes Support	62,526.92	62,426.92	100.00	0.16 %
Dialysis Unit	0.00	30.95	-30.95	-100.00 %
Bishop Dialysis Endowment Distr	46,636.18	0.00	46,636.18	
Dialysis General Donations	22,690.28	22,071.13	619.15	2.81 %
Total Dialysis Unit	69,326.46	22,102.08	47,224.38	213.66 %
Emergency Department	7,051.02	7,051.02	0.00	0.00 %
Equipment	228,045.00	0.00	228,045.00	
MRI	2,000.00	2,000.00	0.00	0.00 %

	TOTAL			
	AS OF DEC 31, 2023	AS OF DEC 31, 2022 (PY)	CHANGE	% CHANGE
Total Equipment	230,045.00	2,000.00	228,045.00	11,402.25 %
GAP Program	47,096.43	13,170.72	33,925.71	257.58 %
Golf Tournament	31,514.29	2,704.23	28,810.06	1,065.37 %
Healthy Garden	3,094.04	2,320.83	773.21	33.32 %
Home Care	1,925.00	1,925.00	0.00	0.00 %
Hospice of The Big Horns	239,855.94	495,187.27	-255,331.33	-51.56 %
Husman Trust	176.03		176.03	
Husman Cardiology	652.04	358.69	293.35	81.78 %
Husman Dialysis	689.90	538.06	151.84	28.22 %
Total Husman Trust	1,517.97	896.75	621.22	69.27 %
Pediatric Donations	6,650.04	5,650.04	1,000.00	17.70 %
Program Services Funds Approved - Awaiting Distribution	500,000.00	0.00	500,000.00	
T.C.U.	334,336.18	79,761.01	254,575.17	319.17 %
The Link - Partners in Pink	62,741.15	113,723.07	-50,981.92	-44.83 %
Urgent Care	3,460.00	3,460.00	0.00	0.00 %
Wound Care Clinic	12,143.21	12,143.21	0.00	0.00 %
Total TEMP RESTRICTED PROGRAM FUNDS	4,455,501.45	1,196,679.34	3,258,822.11	272.32 %
UNRESTRICTED PROGRAM FUNDS	0.00	19,750.00	-19,750.00	-100.00 %
Board Designated				
Partner Program	0.00	0.00	0.00	
2022 Partner Program	0.00	40,781.00	-40,781.00	-100.00 %
2023 Partner Program	47,806.00		47,806.00	
Total Partner Program	47,806.00	40,781.00	7,025.00	17.23 %
Total Board Designated	47,806.00	40,781.00	7,025.00	17.23 %
Membership Fund	138,217.93	169,299.55	-31,081.62	-18.36 %
Memorial Funds	0.00	0.00	0.00	
Greatest Need Shelby Memorial	0.00	280,337.24	-280,337.24	-100.00 %
Total Memorial Funds	0.00	280,337.24	-280,337.24	-100.00 %
TR Interest	112,301.55	14,758.17	97,543.38	660.94 %
Transfer for Operations	-995.60	-913.36	-82.24	-9.00 %
Unrestricted-Greatest Need	856,873.47	544,666.97	312,206.50	57.32 %
Total UNRESTRICTED PROGRAM FUNDS	1,154,203.35	1,068,679.57	85,523.78	8.00 %
Total PROGRAM CHKG #03-930011-16	5,629,466.83	2,272,050.49	3,357,416.34	147.77 %
Total Bank Accounts	\$5,883,065.65	\$2,316,343.17	\$3,566,722.48	153.98 %
Total Current Assets	\$5,883,065.65	\$2,316,343.17	\$3,566,722.48	153.98 %
Other Assets				
Allowance for Doubtful Accounts				
Pledge NPV Allowance	-56,533.00	-111,242.00	54,709.00	49.18 %
Total Allowance for Doubtful Accounts	-56,533.00	-111,242.00	54,709.00	49.18 %

	TOTAL			
	AS OF DEC 31, 2023	AS OF DEC 31, 2022 (PY)	CHANGE	% CHANGE
DAD Bishop Dialysis Endowment	-23,140.38	0.00	-23,140.38	
Bishop Endowment Income	-47,931.32	-62,649.61	14,718.29	23.49 %
Endowment Principal	366,485.49	366,485.49	0.00	0.00 %
Realized Gain (Loss)	211,094.97	217,108.47	-6,013.50	-2.77 %
Unrealized Gain (Loss)	59,187.94	22,429.24	36,758.70	163.89 %
Total DAD Bishop Dialysis Endowment	565,696.70	543,373.59	22,323.11	4.11 %
DAD Husman Trust - Dialysis	0.00		0.00	
Husman Trust - Dialysis	0.00	3,855,969.01	-3,855,969.01	-100.00 %
Operating Income	1,091.98	214,720.00	-213,628.02	-99.49 %
Realized Gain (Loss)	0.00	163,872.94	-163,872.94	-100.00 %
Unrealized Gain (Loss)	0.00	342,717.69	-342,717.69	-100.00 %
Total DAD Husman Trust - Dialysis	1,091.98	4,577,279.64	-4,576,187.66	-99.98 %
DAD Husman Trust - Dialysis & Cardiac Care				
DAD Husman Trust - Cardiac Care Principal	206,656.98	241,070.53	-34,413.55	-14.28 %
DAD Husman Trust - Dialysis Principal	3,841,090.72		3,841,090.72	
DAD Husman Trust Income	-884,714.88	-838,009.95	-46,704.93	-5.57 %
Realized Gain (Loss)	1,516,623.70	1,114,236.81	402,386.89	36.11 %
Unrealized Gain (Loss)	822,359.33	40,792.08	781,567.25	1,915.98 %
Total DAD Husman Trust - Dialysis & Cardiac Care	5,502,015.85	558,089.47	4,943,926.38	885.87 %
DAD Nsg Educational Endowment	-31,731.01	0.00	-31,731.01	
Realized Gain (Loss)	288,852.67	263,706.57	25,146.10	9.54 %
Scholarship Endowment Princ	64,300.00	64,300.00	0.00	0.00 %
CATO Scholarship Endowment	100,000.00	100,000.00	0.00	0.00 %
Scholarship Endowment General	449,176.30	449,176.30	0.00	0.00 %
Total Scholarship Endowment Princ	613,476.30	613,476.30	0.00	0.00 %
Scholarship Income	-124,743.81	-114,250.34	-10,493.47	-9.18 %
Unrealized Gain (Loss)	85,127.07	29,886.58	55,240.49	184.83 %
Total DAD Nsg Educational Endowment	830,981.22	792,819.11	38,162.11	4.81 %
FIB Investment Account	0.00	0.00	0.00	
FIB Investments - Other	1,875,017.41	2,551,912.87	-676,895.46	-26.53 %
Graham Endowment	100,000.00	100,000.00	0.00	0.00 %
Unrestricted Endowment	2,015.18	2,015.18	0.00	0.00 %
Total FIB Investment Account	1,977,032.59	2,653,928.05	-676,895.46	-25.51 %
FIB-Investment- Operating Fund	503,874.92	727,174.92	-223,300.00	-30.71 %
Operating Fund Income	644,337.80	-364,637.72	1,008,975.52	276.71 %
Realized Gain (Loss)	-33,756.78	-18,244.50	-15,512.28	-85.02 %
Unrealized Gain (Loss)	-18,951.99	-46,951.89	27,999.90	59.64 %
Total FIB-Investment- Operating Fund	1,095,503.95	297,340.81	798,163.14	268.43 %
Husman Trust - Other Assets				
Husman Mineral and Other Proper	7,759.00	7,759.00	0.00	0.00 %
Total Husman Trust - Other Assets	7,759.00	7,759.00	0.00	0.00 %
Minerals	10.00	10.00	0.00	0.00 %

	TOTAL			
	AS OF DEC 31, 2023	AS OF DEC 31, 2022 (PY)	CHANGE	% CHANGE
Pledges Receivable				
Pldgs Rec - Behavioral Health	1,245,460.00		1,245,460.00	
Pldgs Rec - Cardiac Care	5,000.00	11,500.00	-6,500.00	-56.52 %
Pldgs Rec - Golf Tournament	0.00	1,696.66	-1,696.66	-100.00 %
Pldgs Rec - Hospice of BH's	0.00	750.00	-750.00	-100.00 %
Pldgs Rec - Membership Fund	0.00	2,066.68	-2,066.68	-100.00 %
Pldgs Rec - Transitional Care	783,717.88	1,449,373.72	-665,655.84	-45.93 %
Pldgs Rec - Unrestricted-Great	7,775.00	0.00	7,775.00	
Pldgs Rec -The Link Partners	0.00	1,666.66	-1,666.66	-100.00 %
Total Pledges Receivable	2,041,952.88	1,467,053.72	574,899.16	39.19 %
Total Other Assets	\$11,965,511.17	\$10,786,411.39	\$1,179,099.78	10.93 %
TOTAL ASSETS	\$17,848,576.82	\$13,102,754.56	\$4,745,822.26	36.22 %
LIABILITIES AND EQUITY				
Liabilities				
Current Liabilities				
Accounts Payable				
Accounts Payable	0.00	4,259.14	-4,259.14	-100.00 %
Total Accounts Payable	\$0.00	\$4,259.14	\$-4,259.14	-100.00 %
Total Current Liabilities	\$0.00	\$4,259.14	\$-4,259.14	-100.00 %
Total Liabilities	\$0.00	\$4,259.14	\$-4,259.14	-100.00 %
Equity				
Permanent Restricted Net Assets	1,079,961.00	1,079,961.00	0.00	0.00 %
Restricted Net Assets	8,172,972.00	8,172,972.00	0.00	0.00 %
Retained Earnings	3,446,563.08	-4,259.14	3,450,822.22	81,021.57 %
Unrestricted Net Assets	3,376,057.73	3,376,057.73	0.00	0.00 %
Net Income	1,773,023.01	473,763.83	1,299,259.18	274.24 %
Total Equity	\$17,848,576.82	\$13,098,495.42	\$4,750,081.40	36.26 %
TOTAL LIABILITIES AND EQUITY	\$17,848,576.82	\$13,102,754.56	\$4,745,822.26	36.22 %

Sheridan County Memorial Hospital Foundation

Statements of Support, Revenue & Expenses - Income Tax Basis

December 2023

	TOTAL			
	DEC 2023	DEC 2022 (PY)	CHANGE	% CHANGE
Income				
DONATIONS - New Cash/New Pledge				
Donations - Auxilliary Projects	740.00	510.00	230.00	45.10 %
Donations - Behavioral Health	1,089,250.00		1,089,250.00	
Donations - Cardiac Care	100.00		100.00	
Donations - Golf Tournament	6,200.00		6,200.00	
Donations - Hospice	910.00	100.00	810.00	810.00 %
Donations - Husman Trust	176.03		176.03	
Donations - ICU		-20.00	20.00	100.00 %
Donations - Membership Fund	9,150.00	3,700.00	5,450.00	147.30 %
Donations - Nrsing Schlrsip End		100.00	-100.00	-100.00 %
Donations - Nursing Clinical Ed	100.00	100.00	0.00	0.00 %
Donations - Partner Program	6,612.00	1,635.68	4,976.32	304.24 %
Donations - TCU	950.00	20.00	930.00	4,650.00 %
Donations - The Link	6,240.00	2,500.00	3,740.00	149.60 %
Donations - Transitional Care		12,238.78	-12,238.78	-100.00 %
Donations - Unrestricted Great	204,390.00	175,579.70	28,810.30	16.41 %
Donations - Welch Cancer Ctr	9,705.00	730.00	8,975.00	1,229.45 %
Donations - Wyoming Rehab				
Donations - Wound Care Clinic		250.00	-250.00	-100.00 %
Total Donations - Wyoming Rehab		250.00	-250.00	-100.00 %
Total DONATIONS - New Cash/New Pledge	1,334,523.03	197,444.16	1,137,078.87	575.90 %
INVESTMENT INCOME				
Dividends - DAD Husman TR Cardi	32,907.37	7,012.91	25,894.46	369.24 %
Dividends - DAD Husman TR Dialy	1,346.25	57,446.22	-56,099.97	-97.66 %
Dividends - FIB	24,901.67	23,322.38	1,579.29	6.77 %
Dividends - FIB Operating Fd	5,214.43	1,190.17	4,024.26	338.12 %
Dividends -Scholarship Fun	5,761.02	10,198.11	-4,437.09	-43.51 %
Dividends- Bishop Endowment	3,921.73	6,995.61	-3,073.88	-43.94 %
Interest - Bishop Endowment FF	8.04	5.41	2.63	48.61 %
Interest - DAD Husman TR - Card	45.92	6.31	39.61	627.73 %
Interest - DAD Husman TR Dialys	0.90	54.55	-53.65	-98.35 %
Interest - FIB		1.17	-1.17	-100.00 %
Interest - First Federal Saving	19,893.56	5,533.07	14,360.49	259.54 %
Interest - Scholarship	10.12	7.89	2.23	28.26 %
Interest Operational	491.14		491.14	
Total INVESTMENT INCOME	94,502.15	111,773.80	-17,271.65	-15.45 %
1 Total Income	\$1,429,025.18	\$309,217.96	\$1,119,807.22	362.14 %
GROSS PROFIT	\$1,429,025.18	\$309,217.96	\$1,119,807.22	362.14 %

		TOTAL		
	DEC 2023	DEC 2022 (PY)	CHANGE	% CHANGE
Expenses				
FUND RAISING EXPENDITURES				
Annual Special Events				
Golf Tournament		-7.97	7.97	100.00 %
The Link-Partners in Pink				
Advertising	112.00		112.00	
Total The Link-Partners in Pink	112.00		112.00	
Total Annual Special Events	112.00	-7.97	119.97	1,505.27 %
Behavioral Health	348.23		348.23	
TCU Campaign		54,694.22	-54,694.22	-100.00 %
5 Total FUND RAISING EXPENDITURES	460.23	54,686.25	-54,226.02	-99.16 %
MANAGEMENT & GENERAL OPERATIONS				
Accounting	0.00	2,165.63	-2,165.63	-100.00 %
Credit Card Fees	281.18	50.30	230.88	459.01 %
Insurance	800.00	800.00	0.00	0.00 %
Investment Service Fees				
FIB - Investments	258.88	1,280.90	-1,022.02	-79.79 %
FIB - Operaing Fund	128.53	149.06	-20.53	-13.77 %
Total Investment Service Fees	387.41	1,429.96	-1,042.55	-72.91 %
Office Expenses		641.86	-641.86	-100.00 %
Computer Support	14,885.18	14,076.59	808.59	5.74 %
Postage and Delivery	1,277.99	1,283.14	-5.15	-0.40 %
Printing and Reproduction	4,605.22	3,405.17	1,200.05	35.24 %
Supplies/Other	41.69		41.69	
Total Office Expenses	20,810.08	19,406.76	1,403.32	7.23 %
Professional Fees for Services	27,116.77	59,657.71	-32,540.94	-54.55 %
Recognition Program				
Donor Recognition Expenses	489.57		489.57	
Partner Program	1,395.36	1,369.76	25.60	1.87 %
Total Recognition Program	1,884.93	1,369.76	515.17	37.61 %
3 Total MANAGEMENT & GENERAL OPERATIONS	51,280.37	84,880.12	-33,599.75	-39.58 %
PROGRAM SERVICES EXPENDITURES				
Donation Expenditures				
Auxiliary Expenditures	-426.06		-426.06	
Cancer Center				
CC General Donation Expenditure		5,715.71	-5,715.71	-100.00 %
Total Cancer Center		5,715.71	-5,715.71	-100.00 %
Cancer Screening Mamography Grt	575.45	276.64	298.81	108.01 %
Cardiac Care		15,590.61	-15,590.61	-100.00 %
COVID-19	839.89		839.89	
Emergency Department	-1,219.45		-1,219.45	
GAP	5,057.41		5,057.41	
Hospice	156.64	1,451.88	-1,295.24	-89.21 %
Nursing Clinical Education 7/06	3,149.92		3,149.92	

		TOTAL		
	DEC 2023	DEC 2022 (PY)	CHANGE	% CHANGE
Unrestricted Donations				
Equipment		101,831.07	-101,831.07	-100.00 %
Special Projects	336,383.23		336,383.23	
Total Unrestricted Donations	336,383.23	101,831.07	234,552.16	230.33 %
Total Donation Expenditures	344,517.03	124,865.91	219,651.12	175.91 %
4 Total PROGRAM SERVICES EXPENDITURES	344,517.03	124,865.91	219,651.12	175.91 %
Total Expenses	\$396,257.63	\$264,432.28	\$131,825.35	49.85 %
NET OPERATING INCOME	\$1,032,767.55	\$44,785.68	\$987,981.87	2,206.02 %
Other Income				
Other Investment Income				
Bishop Endowment Fd				
Realized Gains/Losses	3,454.16	1,588.36	1,865.80	117.47 %
Unrealized Gains/Losses	15,228.27	-27,303.46	42,531.73	155.77 %
Total Bishop Endowment Fd	18,682.43	-25,715.10	44,397.53	172.65 %
DAD - Husman - Dialysis				
Realized Gain (Loss) - Dialysis		9,081.13	-9,081.13	-100.00 %
Unrealized Gain (Loss)		-275,487.84	275,487.84	100.00 %
Total DAD - Husman - Dialysis		-266,406.71	266,406.71	100.00 %
DAD - Husman Trust -Cardiac				
Realized Gains/Losses	23,345.85	1,109.48	22,236.37	2,004.22 %
Unrealized Gains/Losses	200,992.83	-33,588.29	234,581.12	698.40 %
Total DAD - Husman Trust -Cardiac	224,338.68	-32,478.81	256,817.49	790.72 %
FIB - Investment Account				
Realized Gains/Losses	251.66	-26,274.12	26,525.78	100.96 %
Unrealized Gains/Losses	64,946.06	-87,132.07	152,078.13	174.54 %
Total FIB - Investment Account	65,197.72	-113,406.19	178,603.91	157.49 %
FIB - Operating Fund Investment				
Realized Gains/Losses		-20,444.06	20,444.06	100.00 %
Unrealized Gains/Losses	10,161.10	18,402.85	-8,241.75	-44.79 %
Total FIB - Operating Fund Investment	10,161.10	-2,041.21	12,202.31	597.80 %
Nursing Educational Endow				
Realized Gains/Losses	5,024.42	2,313.80	2,710.62	117.15 %
Unrealized Gains/Losses	22,406.21	-39,852.75	62,258.96	156.22 %
Total Nursing Educational Endow	27,430.63	-37,538.95	64,969.58	173.07 %
6 Total Other Investment Income	345,810.56	-477,586.97	823,397.53	172.41 %
Total Other Income	\$345,810.56	\$-477,586.97	\$823,397.53	172.41 %
NET OTHER INCOME	\$345,810.56	\$-477,586.97	\$823,397.53	172.41 %
NET INCOME	\$1,378,578.11	\$-432,801.29	\$1,811,379.40	418.52 %

Sheridan County Memorial Hospital Foundation

Statements of Support, Revenue & Expenses - Income Tax Basis

July - December, 2023

	TOTAL			
	JUL - DEC, 2023	JUL - DEC, 2022 (PY YTD)	% OF ROW	% OF COLUMN
Income				
Budget Transfer Operating Funds				
Budgeted Operating Transfers	160,000.00	126,600.00	100.00 %	9.02 %
BudgetTransf Optrn-Invest Fund	-160,000.00	-126,600.00	100.00 %	-9.02 %
Total Budget Transfer Operating Funds	0.00	0.00		0.00 %
DONATIONS - New Cash/New Pledge				
Donations - Auxilliary Projects	1,485.00	1,090.00	100.00 %	0.08 %
Donations - Behavioral Health	1,310,964.12		100.00 %	73.94 %
Donations - Cardiac Care	300.00		100.00 %	0.02 %
Donations - Equipment	675,676.00		100.00 %	38.11 %
Donations - GAP	5,116.00	405.00	100.00 %	0.29 %
Donations - Golf Tournament	10,033.34	3,596.73	100.00 %	0.57 %
Donations - Healthy Garden		30.00		
Donations - Hospice	4,445.00	6,645.00	100.00 %	0.25 %
Donations - Husman Trust	432.47	491.24	100.00 %	0.02 %
Donations - ICU		0.00		
Donations - Membership Fund	21,833.35	25,966.63	100.00 %	1.23 %
Donations - Nrsing Schlrsip End	15,000.00	20,100.00	100.00 %	0.85 %
Donations - Nursing Clinical Ed	100.00	100.00	100.00 %	0.01 %
Donations - Partner Program	26,540.00	17,311.68	100.00 %	1.50 %
Donations - Pediatric Unit		500.00		
Donations - TCU	10,122.62	21,812.66	100.00 %	0.57 %
Donations - The Link	55,371.97	46,768.69	100.00 %	3.12 %
Donations - Transitional Care		15,134.10		
Donations - Unrestricted Great	348,702.31	714,098.38	100.00 %	19.67 %
Donations - Welch Cancer Ctr	21,705.00	16,250.00	100.00 %	1.22 %
Donations - Wyoming Rehab				
Donations - Wound Care Clinic		250.00		
Total Donations - Wyoming Rehab		250.00		
Total DONATIONS - New Cash/New Pledge	2,507,827.18	890,550.11	100.00 %	141.44 %
INVESTMENT INCOME				
Dividends - DAD Husman TR Cardi	38,349.79	10,509.38	100.00 %	2.16 %
Dividends - DAD Husman TR Dialy	40,789.76	86,008.13	100.00 %	2.30 %
Dividends - FIB	40,317.41	36,198.63	100.00 %	2.27 %
Dividends - FIB Operating Fd	22,300.87	6,401.68	100.00 %	1.26 %
Dividends -Scholarship Fun	14,468.99	16,506.22	100.00 %	0.82 %
Dividends- Bishop Endowment	9,849.64	11,300.63	100.00 %	0.56 %
Interest - Bishop Endowment FF	53.86	21.60	100.00 %	0.00 %

	TOTAL			
	JUL - DEC, 2023	JUL - DEC, 2022 (PY YTD)	% OF ROW	% OF COLUMN
Interest - DAD Husman TR - Card	109.98	24.35	100.00 %	0.01 %
Interest - DAD Husman TR Dialys	462.54	202.13	100.00 %	0.03 %
Interest - FIB		1.17		
Interest - First Federal Saving	113,381.25	20,018.22	100.00 %	6.39 %
Interest - Scholarship	71.67	32.72	100.00 %	0.00 %
Interest Operational	2,846.18	103.84	100.00 %	0.16 %
Other Invest ment Income	6.72		100.00 %	0.00 %
Total INVESTMENT INCOME	283,008.66	187,328.70	100.00 %	15.96 %
Total Income	\$2,790,835.84	\$1,077,878.81	100.00 %	157.41 %
GROSS PROFIT	\$2,790,835.84	\$1,077,878.81	100.00 %	157.41 %
Expenses				
FUND RAISING EXPENDITURES				
Annual Special Events				
Golf Tournament	16,740.70	15,155.36	100.00 %	0.94 %
The Link-Partners in Pink	437.05		100.00 %	0.02 %
Advertising	1,902.00	86.56	100.00 %	0.11 %
Decorations	8.47		100.00 %	0.00 %
Food	104.61	586.14	100.00 %	0.01 %
Participant Gear & Concession	11,515.66	11,518.90	100.00 %	0.65 %
Postage & Delivery	549.12	566.12	100.00 %	0.03 %
Printing	1,661.00	1,762.04	100.00 %	0.09 %
The Link - Race Support	3,565.19	218.10	100.00 %	0.20 %
Total The Link-Partners in Pink	19,743.10	14,737.86	100.00 %	1.11 %
Total Annual Special Events	36,483.80	29,893.22	100.00 %	2.06 %
Behavioral Health	435.53		100.00 %	0.02 %
ED Project		650.98		
TCU Campaign		70,487.06		
Total FUND RAISING EXPENDITURES	36,919.33	101,031.26	100.00 %	2.08 %
MANAGEMENT & GENERAL OPERATIONS				
Accounting	4,300.00	4,331.26	100.00 %	0.24 %
Advertising & Marketing	385.00		100.00 %	0.02 %
Credit Card Fees	570.37	514.30	100.00 %	0.03 %
Insurance	800.00	800.00	100.00 %	0.05 %
Investment Service Fees				
Bishop Endowment Fd	1,359.81	1,336.72	100.00 %	0.08 %
DAD - Husman TR - Dialysis	7,250.21	11,042.31	100.00 %	0.41 %
DAD - Husman Trust - Cardiac	1,513.64	1,345.90	100.00 %	0.09 %
FIB - Investments	5,995.79	7,363.88	100.00 %	0.34 %
FIB - Opertaing Fund	2,703.32	1,027.98	100.00 %	0.15 %
Nursing Scholarship Endow	1,994.67	1,954.61	100.00 %	0.11 %
Total Investment Service Fees	20,817.44	24,071.40	100.00 %	1.17 %
Office Expenses				
Computer Support	15,446.03	14,076.59	100.00 %	0.87 %
Postage and Delivery	2,927.99	4,741.06	100.00 %	0.17 %
Printing and Reproduction	5,012.03	4,755.17	100.00 %	0.28 %
Supplies/Other	1,197.87	652.80	100.00 %	0.07 %

	TOTAL			
	JUL - DEC, 2023	JUL - DEC, 2022 (PY YTD)	% OF ROW	% OF COLUMN
Total Office Expenses	24,583.92	24,867.48	100.00 %	1.39 %
Professional Fees	125.00	125.00	100.00 %	0.01 %
Dues	397.00	484.80	100.00 %	0.02 %
Education/Seminars	5,039.98	99.00	100.00 %	0.28 %
Legal Fees	2,120.00	599.00	100.00 %	0.12 %
Total Professional Fees	7,681.98	1,307.80	100.00 %	0.43 %
Professional Fees for Services Recognition Program	137,632.55	59,657.71	100.00 %	7.76 %
Donor Recognition Expenses	2,282.94	4,018.41	100.00 %	0.13 %
Partner Program	1,395.36	1,369.76	100.00 %	0.08 %
Special Events	473.30		100.00 %	0.03 %
Annual Meeting	0.00			0.00 %
Total Special Events	473.30		100.00 %	0.03 %
Total Recognition Program	4,151.60	5,388.17	100.00 %	0.23 %
Volunteer Programs	1,137.50		100.00 %	0.06 %
Total MANAGEMENT & GENERAL OPERATIONS	202,060.36	120,938.12	100.00 %	11.40 %
PROGRAM SERVICES EXPENDITURES				
Donation Expenditures				
Auxiliary Expenditures	2,339.50	0.00	100.00 %	0.13 %
Behavioral Health	41,134.43		100.00 %	2.32 %
Cancer Center	2,445.74	2,525.22	100.00 %	0.14 %
CC General Donation Expenditure	5,000.00	11,988.34	100.00 %	0.28 %
Total Cancer Center	7,445.74	14,513.56	100.00 %	0.42 %
Cancer Screening Mamography Grt	723.47	1,706.45	100.00 %	0.04 %
Cardiac Care		15,590.61		
COVID-19	839.89	14.99	100.00 %	0.05 %
Diabetes Education & Support		2,500.00		
Donation Exp - Patient Care	798.00	8,000.00	100.00 %	0.05 %
Emergency Department	0.00	248.00		0.00 %
GAP	5,320.29		100.00 %	0.30 %
Healthy Garden		250.00		
Hospice	5,588.22	1,451.88	100.00 %	0.32 %
Nursing Clinical Education 7/06	50,609.80		100.00 %	2.85 %
Nursing Scholarship Endowment	-18,388.78	31,322.12	100.00 %	-1.04 %
TCU	80,000.00	172,647.24	100.00 %	4.51 %
Unrestricted Donations				
Equipment	550,400.00	101,831.07	100.00 %	31.04 %
Special Projects	460,471.23		100.00 %	25.97 %
Total Unrestricted Donations	1,010,871.23	101,831.07	100.00 %	57.01 %
Total Donation Expenditures	1,187,281.79	350,075.92	100.00 %	66.96 %
Total PROGRAM SERVICES EXPENDITURES	1,187,281.79	350,075.92	100.00 %	66.96 %
Total Expenses	\$1,426,261.48	\$572,045.30	100.00 %	80.44 %
NET OPERATING INCOME	\$1,364,574.36	\$505,833.51	100.00 %	76.96 %

	TOTAL			
	JUL - DEC, 2023	JUL - DEC, 2022 (PY YTD)	% OF ROW	% OF COLUMN
Other Income				
Other Investment Income				
Bishop Endowment Fd				
Realized Gains/Losses	9,948.40	-20,932.87	100.00 %	0.56 %
Unrealized Gains/Losses	13,536.30	9,827.22	100.00 %	0.76 %
Total Bishop Endowment Fd	23,484.70	-11,105.65	100.00 %	1.32 %
DAD - Husman - Dialysis				
Realized Gain (Loss) - Dialysis	105,654.51	-252,151.68	100.00 %	5.96 %
Unrealized Gain (Loss)	-53,216.31	249,273.36	100.00 %	-3.00 %
Total DAD - Husman - Dialysis	52,438.20	-2,878.32	100.00 %	2.96 %
DAD - Husman Trust -Cardiac				
Realized Gains/Losses	29,618.85	-31,103.34	100.00 %	1.67 %
Unrealized Gains/Losses	158,712.12	30,984.70	100.00 %	8.95 %
Total DAD - Husman Trust -Cardiac	188,330.97	-118.64	100.00 %	10.62 %
FIB - Investment Account				
Realized Gains/Losses	157,224.66	-40,972.67	100.00 %	8.87 %
Unrealized Gains/Losses	-57,381.61	51,856.86	100.00 %	-3.24 %
Total FIB - Investment Account	99,843.05	10,884.19	100.00 %	5.63 %
FIB - Operating Fund Investment	-15,512.28		100.00 %	-0.87 %
Realized Gains/Losses		-32,572.55		
Unrealized Gains/Losses	25,410.50	21,586.85	100.00 %	1.43 %
Total FIB - Operating Fund Investment	9,898.22	-10,985.70	100.00 %	0.56 %
Nursing Educational Endow				
Realized Gains/Losses	12,751.80	-30,168.37	100.00 %	0.72 %
Unrealized Gains/Losses	21,701.71	12,302.81	100.00 %	1.22 %
Total Nursing Educational Endow	34,453.51	-17,865.56	100.00 %	1.94 %
Total Other Investment Income	408,448.65	-32,069.68	100.00 %	23.04 %
Total Other Income	\$408,448.65	\$ -32,069.68	100.00 %	23.04 %
NET OTHER INCOME	\$408,448.65	\$ -32,069.68	100.00 %	23.04 %
NET INCOME	\$1,773,023.01	\$473,763.83	100.00 %	100.00 %

Note

For the six months ended 12/30/2023 and 2022