



Post Office Box 391  
Sheridan, Wyoming 82801  
307.673.2418

[www.sheridanhospital.org](http://www.sheridanhospital.org)

## Sheridan Memorial Hospital Foundation

### Annual Meeting

***Tuesday, October 24, 2023, 4:00 pm***

### ***Location:***

***Sheridan Memorial Hospital  
Cafeteria Conference Rooms A/B***

Rob Johnson  
President

Sue Belish  
Vice President

Vicki Jorgenson  
Secretary

Chuck Burgess  
Treasurer

William E. Doughty, MD  
Director

Ryan Franklin  
Director

Richard Garber  
Director

Rosemary Rieder  
Director

Joshua Scott, MD  
Director

Wendy Smith  
Director

Cody Sinclair  
Chief Development  
Officer

Ada Kirven  
Director of  
Donor Relations

1. Welcome and Call the Meeting to Order—President Rob Johnson
2. Introduce Foundation Board Member Candidate, Yvonne Gatley—Cody Sinclair
3. Fundraising/Philanthropy Best Practice:
  - a. Board Fiduciary Training—Kristin Wilkerson, VP, Wealth Advisor at First Interstate Bank
4. Philanthropic Story—Cody Sinclair/Ada Kirven
  - a. Born in a Barn/Shelley Kinnison
5. Consent Agenda (action)—Rob Johnson
  - a. September 26, 2023 meeting minutes
  - b. Checks, Transfers and Journal Entries for September 2023
6. Foundation Reports
  - a. Grants—Ada Kirven
    - i. LINAC Chiller Additional Costs, \$4,730 (action)
      1. Unrestricted-Greatest Need Fund (Page 17)
    - ii. Skylife Neonatal Infant Bed, \$4,970 (action) (Pages 8-9)
      1. Pediatric Donations Fund (Page 15)
  - b. Donor Relations Update—Ada Kirven
  - c. Roadmap for Philanthropic Support of SMH's Strategic Plan—Cody Sinclair
  - d. Community Coordination, Event & Volunteer Updates—Jasmine Slater
7. Reports
  - a. SMH Board of Trustees Report—Richard Garber
  - b. SMH Physicians—Dr. Josh Scott
  - c. SMH Auxiliary—Rosemary Rieder
8. New Foundation Board Member Nomination—Rob Johnson (action)
9. Other Business
  - a. Next board meeting scheduled Tuesday, November 28, 2023 (SMH Cafeteria Conference Room A & B)
10. Adjournment

**Sheridan Memorial Hospital Foundation**  
**Regular Board Meeting**  
***Tuesday, September 26, 2023, 4:00 pm***  
***Location: Sheridan Memorial Hospital***  
***Cafeteria Conference Rooms A/B***

PRESENT: Rob Johnson, Sue Belish, Chuck Burgess, Ryan Franklin, Rosemary Rieder, Dr. Joshua Scott, Dr. William Doughty, Vicki Jorgenson, Richard Garber

ABSENT: Wendy Smith

GUESTS: Ada Kirven, Cody Sinclair, Lauren Martinsen, Robbi Morris

**WELCOME:**

Rob Johnson called the meeting to order at 4:01 pm and welcomed everyone.

**FUNDRAISING/PHILANTHROPY BEST PRACTICES – ROBBI MORRIS/ROB JOHNSON**

Cody Sinclair introduced Robbi Morris, Compliance Officer, who has been with Sheridan Memorial Hospital for over six years. Robbi gave an overview of the compliance program, specifically how gifts specifically to employees and staff are to be handled. She also explained HIPAA (Health Insurance Portability and Accountability Act) and how the compliance guidelines protect patient health information.

Rob Johnson presented the annual appointment of Board Directors to Board Committees. The Finance Committee will include Chuck Burgess, Rob Johnson, and Ryan Franklin. The Donor and Fundraising Development Committee will include Dr. William Doughty, Vicki Jorgenson, and Richard Garber. The Governance Committee will include Sue Belish, Wendy Smith, and Ryan Franklin.

**DR. WILLIAM DOUGHTY MOVED TO APPROVE THE APPOINTMENT OF BOARD OF DIRECTORS TO BOARD COMMITTEES; VICKI JORGENSEN SECONDED THE MOTION. MOTION CARRIED UNANIMOUSLY.**

**PHILANTHROPIC PARTNER STORY – CODY SINCLAIR/ADA KIRVEN**

Cody Sinclair and Ada Kirven spoke about the Vernon S. & Rowena W. Griffith Foundation. Since 1977, they have given The Foundation \$9.3 million given.

**CONSENT AGENDA (Action):**

Rob Johnson presented the two items on the consent agenda (August 22, 2023 meeting minutes and August 2023 Checks, Transfers, and Journal Entries) and called for a motion.

**VICKI JORGENSEN MOVED TO APPROVE THE CONSENT AGENDA; RICHARD GARBER SECONDED THE MOTION. MOTION CARRIED UNANIMOUSLY.**

**FOUNDATION REPORTS**

### **GRANTS – ADA KIRVEN**

Ada Kirven presented the Nuclear Medicine Camera request. The request meets the requirements of the Trust. The Foundation has gains above and beyond the original principle out of the DA Davidson Husman Trust investment account to support this request of \$425,700.

**SUE BELISH MOVED TO APPROVE THE CAPITAL REQUEST OF THE NUCLEAR MEDICINE CAMERA IN THE AMOUNT OF \$425,700, UTILIZING FUNDS ABOVE THE PRINCIPLE FROM THE DA DAVIDSON HUSMAN TRUST; RYAN FRANKLIN SECONDED THE MOTION. MOTION CARRIED UNANIMOUSLY.**

Ada Kirven presented the Main Lobby/Patient Check-In Remodel request. The Foundation has unrestricted-greatest need funds to support this request of \$124,700.

**RICHARD GARBER MOVED TO APPROVE THE MAIN LOBBY/PATIENT CHECK-IN REMODEL REQUEST IN THE AMOUNT OF \$124,700; CHUCK BURGESS SECONDED THE MOTION. MOTION CARRIED UNANIMOUSLY.**

### **DONOR RELATIONS UPDATE – ADA KIRVEN**

Ada Kirven shared that it was good month for gifts. The Sheridan Hawks are raising money for Welch Cancer Center this weekend. The Link Partners in Pink event is on October 21<sup>st</sup>.

### **REPORTS**

#### **SMH BOT REPORT-RICHARD GARBER**

Richard shared that the Wyoming Hospital Association Conference in Cheyenne went very well and showcased the amazing support our community provides Sheridan Memorial Hospital and The Foundation

#### **SMH PHYSICIANS – DR. JOSHUA SCOTT**

Dr. Scott had no items to report.

#### **SMH AUXILIARY – ROSEMARY RIEDER**

Rosemary Rieder shared the 5-year-old birthday party was amazing, over 100 bags were given out to 5-year-olds and their siblings.

### **OTHER BUSINESS:**

With no other business, the next Board meeting will be Tuesday, October 24, 2023, at 4 pm, in the SMH Cafeteria Conference Rooms A and B.

### **ADJOURNMENT:**

With no further matters to come before the Board, the meeting adjourned at 5:09 pm.

Lauren Martinsen, Recorder

---

Vicki Jorgenson, Foundation Board Secretary

# Sheridan County Memorial Hospital Foundation

## Check Detail September 2023

DATE	TRANSACTION TYPE	NUM	NAME	MEMO/DESCRIPTION	CLR	AMOUNT
OPERATIONS CHKG #6721 18-FFSB						
09/01/2023	Check	4347	Cody Sinclair	WHA Aug 2023 WHA Aug 2023	R	-1,101.29 1,101.29
09/05/2023	Check	4348	Yonkee & Toner, LLP	Acct #1940-01M Christopher Sherwood Modify Husman Trust - Acct #1940-01M Donation of Legal Services to SMH Foundation	R	-2,120.00 4,120.00 -2,000.00
09/08/2023	Check	4349	Alphagraphics	Inv. 18957, 9/7/23, A2 Envelopes x250 A2 Envelopes \$165.44/250=\$0.66	R	-165.44 165.44
09/08/2023	Check	DC	Kozy Korner Gift Store	Eat your peas book Eat your peas book	R	-12.72 12.72
09/26/2023	Check	DC	Walmart	Toner Cartridges x4 Toner Cartridges x4	R	-868.73 868.73
09/28/2023	Check	DC	United Airlines, Inc.	Flight for BBCON Flight for BBCON	R	-230.20 230.20
09/29/2023	Check	4351	SMH Misc.	Invoice #6575, 2023.07 Wages, Supplies, and Donor Recognition Invoice #6575, 2023.07 Wages Invoice #6575, 2023.07 Donor Recognition Invoice #6575, 2023.07 Supplies		- 20,917.53 20,856.14 16.24 45.15
09/29/2023	Check	4352	SMH Misc.	Voided - 2023.07 Donor Recognition and Office Supplies 2023.07 Donor Recognition Expense 2023.07 Office Supplies		0.00 0.00 0.00
09/29/2023	Check	4353		Invoice #6584, 2023.08 Wages, Supplies, Donor Recognition Invoice #6584, 2023.08 Wages Invoice #6584, 2023.08 Supplies Invoice #6584, 2023.08 Donor Recognition		- 23,450.83 23,338.05 42.86 69.92
09/29/2023	Check	4354	SMH Misc.	Voided - 2023.08 Donor Recognition and Office Supplies 2023.08 Donor Recognition Expense 2023.08 Office Supplies		0.00 0.00 0.00
PROGRAM CHKG #03-930011-16						
TEMP RESTRICTED PROGRAM FUNDS						
Auxiliary Projects						
09/07/2023	Check	10919	SMH Auxiliary	2022 Trees of Love Auxiliary Trees of Love Online Donations 2022 season	R	-1,091.50 1,091.50
Behavioral Health						
09/08/2023	Check	10921	SMH Misc.	SMH BH Invoice #178984, #178986 SMH BH Invoice 178984 SMH BH Invoice 178986	R	- 12,668.94 3,220.78 9,448.16



DATE	TRANSACTION TYPE	NUM	NAME	MEMO/DESCRIPTION	CLR	AMOUNT
Cancer Center						
WCC Patient Comfort Care						
09/21/2023	Check	10927	SMH Comfort Care	WCC Comfort Care Funds for Monthly Projects	R	-5,000.00
				SMH WCC Comfort Care Fund Budget # 1000-207250		5,000.00
Cancer Screening						
Cancer Screening Early Detect						
09/12/2023	Check	10923	SMH Cancer Screening & Detection	Diag Mammogram/Ultrasound #143196	R	-148.02
				Diag Mammogram/Ultrasound #143196		115.02
				Diag Mammogram/Ultrasound #143196		33.00
GAP Program						
09/08/2023	Check	DC	Kozy Korner Gift Store	Reading glasses and nail files	R	-116.60
				Reading glasses and nail files		116.60
09/13/2023	Check	10925	Sheridan Stationery Books & Gifts	GAP Funds for Patient and Family Support	R	-798.00
				Invoice 8283, 36 Hour Books for Case Management Team		798.00
09/28/2023	Check	DC	Kozy Korner Gift Store	Nail clippers	R	-14.84
				Nail Clippers		14.84
Golf Tournament						
09/05/2023	Check	10918	Ada Kirven	2023 Golf Tournament Beverages	R	-230.09
				2023 Golf Tournament Beverages		230.09
09/14/2023	Check	10926	Black MTN Engraving	Invoice 9/11/23, Golf Trophy	R	-75.87
				Golf Trophy Plaque Engraving		75.87
Hospice of The Big Horns						
09/08/2023	Check	10920	SMH Misc.	Hospice Reimbursement	R	-3,516.18
				BK Books x900, 630430		1,730.00
				Journeys Newsletter, 630430		1,075.00
				AAHPM Membership, 662100		595.00
				AlphaGraphics Informed Consent Binders, 630420		100.00
				Hospice Binders, 630420		16.18
09/12/2023	Check	10924	SMH Misc.	Hospice Reimbursement	R	-1,915.40
				Books, 630430		1,013.40
				NHPCO Membership, 662100		902.00
T.C.U.						
09/29/2023	Check	10929	SMH Misc.	9901-795100, New Cash and Pledges		-
						80,000.00
				9901-795100, New Cash and Pledges		80,000.00
The Link - Partners in Pink						
09/11/2023	Check	10922	Alphagraphics	Invoice #19013 2023 Link Mailing	R	-1,661.00
				2600 #10 Envelopes		712.35
				2800 Mailing Card		579.85
				2800 Membership Donation Card		398.53
				1500 6 3/4 Business Reply Return Envelope		273.60

DATE	TRANSACTION TYPE	NUM	NAME	MEMO/DESCRIPTION	CLR	AMOUNT
				Design/Layout		46.67
				Nonprofit Discount		-350.00
09/19/2023	Check	DC	U.S. Postal Service	2023 Link Mailing	R	-549.12
				2023 Link Mailing		549.12
UNRESTRICTED PROGRAM FUNDS						
				Transfer for Operations		
09/30/2023	Check	DC	Blackbaud Transaction Fees	September 2023 Transaction Fees	R	-23.47
				September 2023 Transaction Fees		23.47


# Sheridan Memorial Hospital Foundation

## Journal Entries Last Month

September 2023

TRANSACTION TYPE	DATE	NUM	MEMO/DESCRIPTION	ACCOUNT	DEBIT	CREDIT
Journal Entry	09/30/2023	Bishop 09.30 AQ		DAD Bishop Dialysis Endowment:Realized Gain (Loss)	\$0.00	
				Other Investment Income:Bishop Endowment Fd:Realized Gains/Losses	\$0.00	
				DAD Bishop Dialysis Endowment:Unrealized Gain (Loss)		\$18,340.80
				Other Investment Income:Bishop Endowment Fd:Unrealized Gains/Losses	\$18,340.80	
				DAD Bishop Dialysis Endowment:Bishop Endowment Income	\$1,542.83	
				INVESTMENT INCOME:Dividends- Bishop Endowment		\$1,535.03
				INVESTMENT INCOME:Interest - Bishop Endowment FF		\$7.80
				MANAGEMENT & GENERAL OPERATIONS:Investment Service Fees:Bishop Endowment: Fd	\$0.00	
				DAD Bishop Dialysis Endowment:Bishop Endowment Income	\$0.00	
				DAD Bishop Dialysis Endowment:Realized Gain (Loss)	\$0.00	
				PROGRAM CHKG #03-930011-16:TEMP RESTRICTED PROGRAM	\$0.00	
				FUNDS:Dialysis Unit:Bishop Dialysis Endowment Distr		
				DAD Bishop Dialysis Endowment:Bishop Endowment Income	\$0.00	
				MANAGEMENT & GENERAL OPERATIONS:Investment Service Fees:Taxes - Foreign	\$0.00	
				MANAGEMENT & GENERAL OPERATIONS:Investment Service Fees:Bishop Endowment: Fd	\$0.00	
					<b>\$19,883.63</b>	<b>\$19,883.63</b>
Journal Entry	09/30/2023	Cardiac Care 09.30 AQ	record monthly transactions	DAD Husman Trust - Cardiac Care:Realized Gain (Loss)	\$0.00	
			record monthly transactions	Other Investment Income:DAD - Husman Trust -Cardiac:Realized Gains/Losses	\$0.00	
			record monthly transactions	DAD Husman Trust - Cardiac Care:Unrealized Gain (Loss)		\$26,473.91
			record monthly transactions	Other Investment Income:DAD - Husman Trust -Cardiac:Unrealized Gains/Losses	\$26,473.91	
			record monthly transactions	DAD Husman Trust - Cardiac Care:DAD Husman Trust	\$0.00	
			record monthly transactions	DAD Husman Trust - Cardiac Care:DAD Husman Trust Income	\$1,409.92	
			record monthly transactions	INVESTMENT INCOME:Dividends - DAD Husman TR Cardi		\$1,402.18
			record monthly transactions	INVESTMENT INCOME:Interest - DAD Husman TR - Card		\$7.74
			record monthly transactions - LTd Partnership Distribution	INCOME OTHER:PTP Distributions	\$0.00	
			record monthly transactions	Other Investment Income:DAD - Husman Trust -Cardiac:Realized Gains/Losses	\$0.00	
			record monthly transactions	DAD Husman Trust - Cardiac Care:DAD Husman Trust Income	\$0.00	
			record monthly transactions	MANAGEMENT & GENERAL OPERATIONS:Investment Service Fees:Taxes - Foreign	\$0.00	
				MANAGEMENT & GENERAL OPERATIONS:Investment Service Fees:DAD - Husman Trust - Cardiac	\$0.00	
				DAD Husman Trust - Cardiac Care:DAD Husman Trust Income	\$0.00	
				DAD Husman Trust - Cardiac Care:DAD Husman Trust Income	\$0.00	
				MANAGEMENT & GENERAL OPERATIONS:Investment Service Fees:Taxes - Foreign	\$0.00	
					<b>\$27,883.83</b>	<b>\$27,883.83</b>
Journal Entry	09/30/2023	Dialysis 09.30 AQ		DAD Husman Trust - Dialysis:Realized Gain (Loss)	\$61,270.31	
				Other Investment Income:DAD - Husman - Dialysis:Realized Gain (Loss) - Dialysis		\$61,270.31
				DAD Husman Trust - Dialysis:Operating Income	\$11,573.24	
				INVESTMENT INCOME:Dividends - DAD Husman TR Dialy		\$11,519.38
				INVESTMENT INCOME:Interest - DAD Husman TR Dialys		\$53.86
				Other Investment Income:DAD - Husman - Dialysis:Unrealized Gain (Loss)	\$278,777.34	
				DAD Husman Trust - Dialysis:Unrealized Gain (Loss)		\$278,777.34
				MANAGEMENT & GENERAL OPERATIONS:Investment Service Fees:DAD - Husman TR - Dialysis	\$0.00	
				DAD Husman Trust - Dialysis:Operating Income	\$0.00	
				MANAGEMENT & GENERAL OPERATIONS:Investment Service Fees:Taxes - Foreign	\$0.00	
					<b>\$351,620.89</b>	<b>\$351,620.89</b>
Journal Entry	09/30/2023	Nursing 09.30 AQ		DAD Nsg Educational Endowment:Realized Gain (Loss)	\$0.00	
				Other Investment Income:Nursing Educational Endow:Realized Gains/Losses	\$0.00	
				DAD Nsg Educational Endowment:Scholarship Income	\$2,263.88	
				INVESTMENT INCOME:Dividends -Scholarship Fun		\$2,254.36
				INVESTMENT INCOME:Interest - Scholarship		\$9.52
				Other Investment Income:Nursing Educational Endow:Unrealized Gains/Losses	\$26,927.83	
				DAD Nsg Educational Endowment:Unrealized Gain (Loss)		\$26,927.83
				DAD Nsg Educational Endowment:Scholarship Income	\$0.00	
				MANAGEMENT & GENERAL OPERATIONS:Investment Service Fees:Taxes - Foreign	\$0.00	

TRANSACTION TYPE	DATE	NUM	MEMO/DESCRIPTION	ACCOUNT	DEBIT	CREDIT
				DAD Nsg Educational Endowment:Scholarship Income	\$0.00	
				PROGRAM CHKG #03-930011-16:TEMP RESTRICTED PROGRAM	\$0.00	
				FUNDS:Clinical Ed Endowment Income		
				MANAGEMENT & GENERAL OPERATIONS:Investment Service Fees:Nursing Scholarship Endow	\$0.00	
					<b>\$29,191.71</b>	<b>\$29,191.71</b>
Journal Entry	09/30/2023	FIB Invest 09.30 AQ		FIB Investment Account:FIB Investments - Other	\$2,968.53	
				INVESTMENT INCOME:Dividends - FIB		\$2,968.53
				MANAGEMENT & GENERAL OPERATIONS:Investment Service Fees:FIB - Investments	\$927.02	
				FIB Investment Account:FIB Investments - Other		\$927.02
				FIB Investment Account:FIB Investments - Other		\$66,368.28
				Other Investment Income:FIB - Investment Account:Unrealized Gains/Losses	\$66,368.28	
				FIB Investment Account:FIB Investments - Other	\$0.00	
				Other Investment Income:FIB - Investment Account:Realized Gains/Losses	\$0.00	
				FIB Investment Account:FIB Investments - Other	\$0.00	
				FIB-Investment- Operating Fund	\$0.00	
				Other Investment Income:FIB - Investment Account:Realized Gains/Losses	\$0.00	
				FIB Investment Account:FIB Investments - Other	\$0.00	
				FIB Investment Account:FIB Investments - Other	\$0.00	
				FIB-Investment- Operating Fund:Operating Fund Income	\$0.00	
					<b>\$70,263.83</b>	<b>\$70,263.83</b>
Journal Entry	09/30/2023	FIB OP 09.30 AQ		FIB-Investment- Operating Fund:Operating Fund Income	\$4,549.47	
				INVESTMENT INCOME:Dividends - FIB Operating Fd		\$4,549.47
				FIB-Investment- Operating Fund:Operating Fund Income		\$532.99
				MANAGEMENT & GENERAL OPERATIONS:Investment Service Fees:FIB - Opertaing Fund	\$532.99	
				FIB-Investment- Operating Fund:Unrealized Gain (Loss)		\$9,012.06
				Other Investment Income:FIB - Operating Fund Investment:Unrealized Gains/Losses	\$9,012.06	
				FIB Investment Account:FIB Investments - Other	\$0.00	
				FIB-Investment- Operating Fund:Operating Fund Income	\$0.00	
				FIB Investment Account:FIB Investments - Other	\$0.00	
				Other Investment Income:FIB - Operating Fund Investment	\$0.00	
				FIB-Investment- Operating Fund:Realized Gain (Loss)	\$0.00	
					<b>\$14,094.52</b>	<b>\$14,094.52</b>
Journal Entry	09/30/2023	Pledge 09.3 AQ	To adjust Pledges for May 2023	Pledges Receivable:Pldgs Rec - Healthy Garden	\$0.00	
			To adjust Pledges for May 2023	Pledges Receivable:Pldgs Rec - Golf Tournament	\$0.00	
			To adjust Pledges for May 2023	Pledges Receivable:Pldgs Rec - Membership Fund	\$0.00	
			To adjust Pledges for May 2023	Pledges Receivable:Pldgs Rec - Unrestricted-Great	\$0.00	
			To adjust Pledges for May 2023	Pledges Receivable:Pldgs Rec -The Link Partners	\$1,000.00	
			To adjust Pledges for May 2023	Pledges Receivable:Pldgs Rec - Transitional Care	\$0.00	
			To adjust Pledges for May 2023	DONATIONS - New Cash/New Pledge:Donations - Golf Tournament	\$0.00	
			To adjust Pledges for May 2023	DONATIONS - New Cash/New Pledge:Donations - Healthy Garden	\$0.00	
			To adjust Pledges for May 2023	DONATIONS - New Cash/New Pledge:Donations - Membership Fund	\$0.00	
			To adjust Pledges for May 2023	DONATIONS - New Cash/New Pledge:Donations - Unrestricted Great	\$0.00	
			To adjust Pledges for May 2023	DONATIONS - New Cash/New Pledge:Donations - The Link		\$1,000.00
			To adjust Pledges for May 2023	DONATIONS - New Cash/New Pledge:Donations - Transitional Care	\$0.00	
					<b>\$1,000.00</b>	<b>\$1,000.00</b>
<b>TOTAL</b>					<b>\$513,938.41</b>	<b>\$513,938.41</b>

 SHERIDAN MEMORIAL HOSPITAL	<b>Technology Requested: Skylife Neolight (billi bed)</b>	<b>Owner: Kim George</b>  <b>Stakeholders: WH, PEDS</b>
<b>Date: 10/4/22</b>	<b>Target Condition(s): (What is the Goal?)</b>	
<b>Reason for Purchase (What is the problem? Why is it important?)</b>	<p>Purchase Skylife neolight bed. Thinner model to be produced in quarter 1.</p> <p><b>Patient Care impact:</b> Improves patient compliance. Improves access to infant by caregivers. Provides neonate comfort with a built in swaddle capacity that creates comfort and security and alleviates pressure points. Allows Intermittent Phototherapy</p> <ul style="list-style-type: none"><li>• Family Bonding</li><li>• Breastfeeding Success</li><li>• Kangaroo Care</li><li>• Skin to Skin</li></ul> <p><b>Value Added:</b> Shorter patient satays and less lights, creating more space. Decreases nurse workload. These lights are far less expensive to maintain vs. blankets and overhead lights</p>	
<b>Current Condition</b>	<b>Gap Analysis</b>	





NeoLight LLC.

6630 Owens Drive,  
Pleasanton CA, 94588, USA  
(480) 626-0304  
orders@theneolight.com

<b>Customer</b>	Quote #:	NEO 1099	<b>NeoLight Rep</b>
Sheridan Memorial Hospital	Quote Date:	Feb 2, 2023	Katrina Holmvik
CN2480	Exp. Date:	05-12-2023	katrina.holmvik@theneolight.com
kimberlygeorge@sheridanhospit al.org			612-468-1032
307-672-1195			

## SkyLife Purchase

SKU	DESCRIPTION	UNIT PRICE	DISCOUNT	QTY	SUBTOTAL
SKY-HOS	SkyLife for Hospital SkyLife Neonatal phototherapy System for Hospitals.	\$5,798.00	-\$869.70	1	\$4,928.30
SKY-SHP	SkyLife Domestic Shipping Shipping costs per device	\$42.00	\$0.00	1	\$42.00
VIZ-MBR	Vizient Member Keep line item on if Vizient Member	\$0.00	\$0.00	0	\$0.00
Total					\$4,970.30

## SkyLife Lease

TERM	SKU	DESCRIPTION	UNIT PRICE	DISCOUNTED PRICE	QTY	MONTHLY \$
36/Months	NL-SK	SkyLife System Lease	\$5,798	\$4,928.30	1	\$149.90
60/Months	NL-SK	SkyLife System Lease	\$5,798	\$4,928.30	1	\$95.26

**Important Dates—**

- Tuesday, October 24                      Foundation Board Meeting, 4 pm, Cafeteria Conf A/B
- Wednesday, October 25                Board of Trustee Meeting, 4 pm, Cafeteria Conf A/B
- Tuesday, November 28                Foundation Board Meeting, 4 pm, Cafeteria Conf A/B

**Activities:**

1. September 2023 Gift Overview, 492 Gifts for Various Funds and TCU Pledges

<b>Monthly Cash to Bank</b>	<b>\$62,857.90</b>
Pledge Payments Received	\$12,394.93
New Cash/Stock	\$46,537.97
Employee Partner Gifts	\$3,925.00

**Memorial and Honor Gifts for Last Month**

- ♥ Dana M. Wood, WCC
- ♥ Janet Davis, Hospice
- ♥ Kelly Schreibeis, The Link
- ♥ Kim Dart, WCC
- ♥ Malik Grant, WCC
- ♥ Roxanne Araas, Membership

**New Donors this Fiscal Year**

FY24	July-Sep	42	\$1,017
FY23	July-June	367	\$269,180
FY22	July-June	318	\$240,349
FY21	July-June	237	\$132,828
FY20	July-June	228	\$64,807

**Major Gifts Received, \$2,000 or more**

- |  |             |
|--|-------------|
| 1. Anonymous Donation                  | \$15,000.00 |
| 2. James W. Pelissier Trust and Estate | \$12,601.31 |
| 3. C & B Operations                    | \$10,000.00 |
| 4. Anonymous Donation                  | \$10,000.00 |
| 5. WWC Engineering                     | \$2,666.66  |

Monthly Financial Summary Report			
Matt Ebzery, Foundation Board Treasurer			
September 2023 Financial Overview			
Total Cash Assets Balance Forward		8/31/2023	\$ 16,067,430.99
1	Total Income (breakout below)	9/30/2023	\$ 77,126.27
	New Cash & Pledges, \$51,462.97		
	Investment Income, \$25,663.30		
2			
3	Operation Expenses (professional fees)	9/30/2023	\$ (50,350.22)
4	Program Distributions to SMH	9/30/2023	\$ (55,558.58)
5	Total Fund Raising Expenditures	9/30/2023	\$ (2,516.08)
6	Investment Unrealized Gain/Loss	9/30/2023	\$ (364,629.91)
Total Assets			\$15,671,502.47
			-\$395,928.52
Investments - FIB, D.A. Davidson & TDA			
		Values	% of Holdings
	FIB Operational	9/30/2023	\$ 1,065,353.69 11%
	FIB Unrestricted	9/30/2023	\$ 1,808,006.51 19%
	DAD Nursing Scholarship Endowment	9/30/2023	\$ 767,015.69 8%
	DAD Bishop Dialysis Endowment	9/30/2023	\$ 522,171.08 5%
	DAD Husman Trust - Dialysis	9/30/2023	\$ 4,840,127.32 50%
	DAD Husman Trust - Cardiac	9/30/2023	\$ 590,432.70 6%
Total Investment Assets			\$9,593,106.99 100%

Projects on Agenda for Review

#### 1. LINAC Chiller Additional Costs (action)

Recommended Fund:

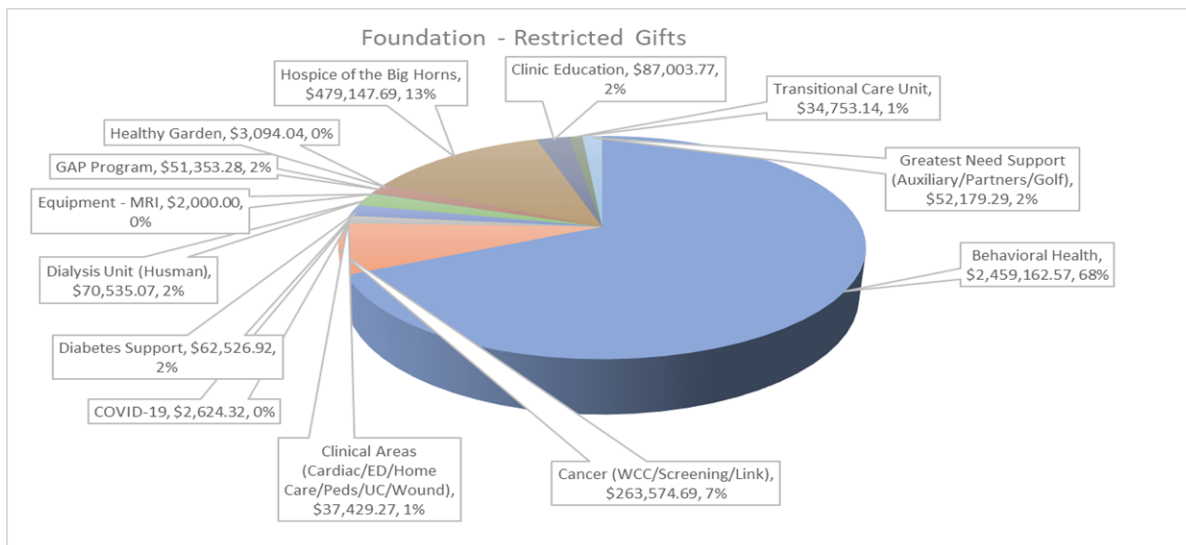
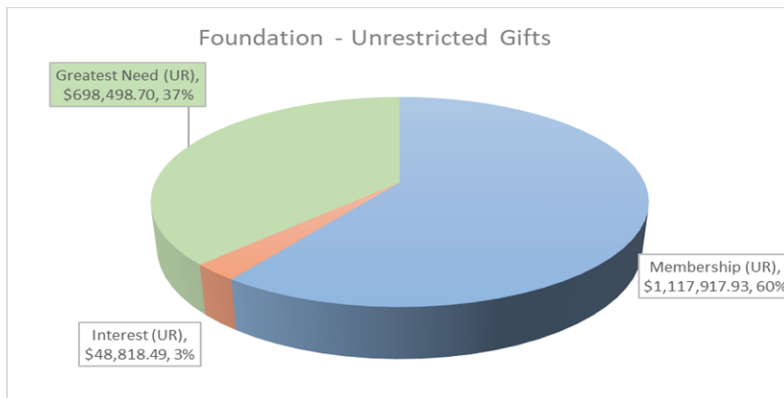
Unrestricted-Greatest Need, \$4,730

#### 2. Skylife Neonatal Infant Bed (action)

Recommended Fund:

Unrestricted-Greatest Need, \$4,970

Month	
Sep-23	\$9,593,106.99
Aug-23	\$9,934,889.04
Jul-23	\$10,209,845.10
Jun-23	\$10,058,739.62
May-23	\$9,618,006.58
Apr-23	\$9,768,115.89
Mar-23	\$9,816,727.43
Feb-23	\$9,628,766.81
Jan-23	\$9,963,119.12
Dec-22	\$9,422,830.67
Nov-22	\$9,228,418.33
Oct-22	\$9,033,553.42
Sep-22	\$8,646,338.82





## Roadmap for Philanthropic Support of SMH's Strategic Plan

SMH Foundation Mission: To cultivate community involvement and support the hospital's vision through advocacy, financial support, and stewardship.

FY24 - FY25	Behavioral Health	\$12.8 Million
	*Pharmacy/Respiratory Move	
	*Pediatrics Move/Remodel	
	*Med-Surg Move/Remodel	
	*EmPATH & Crisis Stabilization Unit	
	Emergency Department Update	\$1.0 Million
<b>Total</b>		<b>\$13.8 Million</b>

### Proposed Funding

Wyoming SLIB Board Funding (Behavioral Health)	\$5,900,000
Wyoming SLIB Board Funding (Emergency Department)	\$480,000
Leona M. & Harry B. Helmsley Charitable Trust	\$2,500,000
Sheridan County	\$2,500,000
<b>Foundation Gifts/Pledges</b>	<b>\$201,500</b>
<b>Sheridan Memorial Hospital Foundation Fund Raising Remaining</b>	<b>\$2,218,500</b>
<b>Total</b>	<b>\$13,800,000</b>

10/19/2023

# Sheridan County Memorial Hospital Foundation

## Budget vs. Actuals: Budget FY24 - FY24 P&L

July - September, 2023

	TOTAL				
	ACTUAL	BUDGET	OVER BUDGET	REMAINING	% OF BUDGET
Income					
Budget Transfer Operating Funds		0.00	0.00	0.00	
Budgeted Operating Transfers	160,000.00	400,000.00	-240,000.00	240,000.00	40.00 %
<b>Total Budget Transfer Operating Funds</b>	<b>160,000.00</b>	<b>400,000.00</b>	<b>-240,000.00</b>	<b>240,000.00</b>	<b>40.00 %</b>
<b>Total Income</b>	<b>\$160,000.00</b>	<b>\$400,000.00</b>	<b>\$ -240,000.00</b>	<b>\$240,000.00</b>	<b>40.00 %</b>
GROSS PROFIT	<b>\$160,000.00</b>	<b>\$400,000.00</b>	<b>\$ -240,000.00</b>	<b>\$240,000.00</b>	<b>40.00 %</b>
Expenses					
MANAGEMENT & GENERAL OPERATIONS		0.00	0.00	0.00	
Accounting	2,150.00	8,600.00	-6,450.00	6,450.00	25.00 %
Advertising & Marketing	385.00	2,500.00	-2,115.00	2,115.00	15.40 %
Credit Card Fees	129.99	1,500.00	-1,370.01	1,370.01	8.67 %
Insurance		820.00	-820.00	820.00	
Office Expenses		0.00	0.00	0.00	
Books & Subscriptions		230.00	-230.00	230.00	
Computer Support	560.85	16,900.00	-16,339.15	16,339.15	3.32 %
Postage and Delivery	264.00	5,000.00	-4,736.00	4,736.00	5.28 %
Printing and Reproduction	326.29	7,800.00	-7,473.71	7,473.71	4.18 %
Supplies/Other	1,081.82	1,500.00	-418.18	418.18	72.12 %
<b>Total Office Expenses</b>	<b>2,232.96</b>	<b>31,430.00</b>	<b>-29,197.04</b>	<b>29,197.04</b>	<b>7.10 %</b>
Professional Fees		0.00	0.00	0.00	
Dues	370.00	3,000.00	-2,630.00	2,630.00	12.33 %
Education/Seminars	2,081.49	4,000.00	-1,918.51	1,918.51	52.04 %
Legal Fees	2,120.00	1,000.00	1,120.00	-1,120.00	212.00 %
<b>Total Professional Fees</b>	<b>4,571.49</b>	<b>8,000.00</b>	<b>-3,428.51</b>	<b>3,428.51</b>	<b>57.14 %</b>
Professional Fees for Services	56,393.08	330,000.00	-273,606.92	273,606.92	17.09 %
Recognition Program		0.00	0.00	0.00	
Donor Recognition Expenses	869.93	6,300.00	-5,430.07	5,430.07	13.81 %
Partner Program		6,150.00	-6,150.00	6,150.00	
Special Events	473.30	500.00	-26.70	26.70	94.66 %
<b>Total Recognition Program</b>	<b>1,343.23</b>	<b>12,950.00</b>	<b>-11,606.77</b>	<b>11,606.77</b>	<b>10.37 %</b>
Travel Expenses		1,000.00	-1,000.00	1,000.00	
Volunteer Programs	1,124.78	3,200.00	-2,075.22	2,075.22	35.15 %
<b>Total MANAGEMENT &amp; GENERAL OPERATIONS</b>	<b>68,330.53</b>	<b>400,000.00</b>	<b>-331,669.47</b>	<b>331,669.47</b>	<b>17.08 %</b>
<b>Total Expenses</b>	<b>\$68,330.53</b>	<b>\$400,000.00</b>	<b>\$ -331,669.47</b>	<b>\$331,669.47</b>	<b>17.08 %</b>
NET OPERATING INCOME	<b>\$91,669.47</b>	<b>\$0.00</b>	<b>\$91,669.47</b>	<b>\$ -91,669.47</b>	<b>0.00%</b>
NET INCOME	<b>\$91,669.47</b>	<b>\$0.00</b>	<b>\$91,669.47</b>	<b>\$ -91,669.47</b>	<b>0.00%</b>



**SHERIDAN COUNTY MEMORIAL HOSPITAL FOUNDATION**

Financial Statements

September 30, 2023 and 2022

Prior to Year End Adjusting Journal Entries

# MOHATT, JOHNSON & GODWIN, LLP

*Certified Public Accountants*

---

Everett J. Mohatt, CPA \* Michael B. Johnson, CPA \* Daniel R. Godwin, CPA \* Tommy D. Davis, CPA

Laura J. Spiegel, CPA \* Sarah J. Phillips, CPA \* Roxanne P. Ostlund, CPA

## **SHERIDAN OFFICE**

352 Whitney Lane – Suite 201  
P.O. Box 603 Sheridan, WY 82801  
307-672-6494 307-672-6814 fax

## **BUFFALO OFFICE**

99 S. Main Street - Suite B  
Buffalo, WY 82834  
307-684-2997 307-684-2355 fax

## ACCOUNTANTS' COMPILATION REPORT

To the Board of Directors  
Sheridan County Memorial Hospital Foundation  
Sheridan, WY 82801

Management is responsible for the accompanying financial statements of Sheridan County Memorial Hospital Foundation (a non-profit organization), which comprise the statements of assets, liabilities, and net assets— income tax basis as of September 30, 2023 and 2022, and the related statements of support, revenue and expenses—income tax basis for the one month and three months then ended in accordance with the income tax basis of accounting, and for determining that the income tax basis of accounting is an acceptable financial reporting framework. We have performed a compilation engagement in accordance with Statements on Standards for Accounting and Review Services promulgated by the Accounting and Review Services Committee of the AICPA. We did not audit or review the financial statements nor were we required to perform any procedures to verify the accuracy or completeness of the information provided by management. We do not express an opinion, a conclusion, nor provide any form of assurance on these financial statements.

The financial statements are prepared in accordance with the income tax basis of accounting, which is a basis of accounting other than accounting principles generally accepted in the United States of America.

Management has elected to omit substantially all the disclosures and the statements of changes in net assets ordinarily included in financial statements prepared in accordance with the income tax basis of accounting. If the omitted disclosures and statements of changes in net assets were included in the financial statements, they might influence the user's conclusions about the Company's assets, liabilities, net assets, revenues, and expenses. Accordingly, the financial statements are not designed for those who are not informed about such matters.

We are not independent with respect to the Sheridan County Memorial Hospital Foundation.

The accompanying financial statements and our compilation report are for Sheridan County Memorial Hospital Foundation's board of directors and management only and should not be used or relied upon by any other party for any purpose. Additional users of these financial statements and compilation report are hereby advised that the liability of Mohatt, Johnson & Godwin, LLP to third party users who use or rely on this information may be limited pursuant to 1995 Wyo. Sess. Laws, Chapter 155 Creating Wyo. §33-3-201.

Mohatt, Johnson & Godwin, LLP  
Sheridan, WY  
October 18, 2023

# Sheridan County Memorial Hospital Foundation

## Statements of Assets, Liabilities, and Net Assets - Tax Basis

As of September 30, 2023

	TOTAL			
	AS OF SEP 30, 2023	AS OF SEP 30, 2022 (PY)	CHANGE	% CHANGE
<b>ASSETS</b>				
Current Assets				
Bank Accounts				
CD - HOSPICE - FFSB	402,665.45	0.00	402,665.45	
OPERATIONS CHKG #6721 18-FFSB	114,809.21	68,849.55	45,959.66	66.75 %
PROGRAM CHKG #03-930011-16	8,151.57	304.32	7,847.25	2,578.62 %
TEMP RESTRICTED PROGRAM FUNDS				
Auxiliary Projects	0.00	-344.80	344.80	100.00 %
Behavioral Health	2,459,162.57		2,459,162.57	
Cancer Center	-900.00	-168.37	-731.63	-434.54 %
WCC Breast Boutique	-230.41	-45.41	-185.00	-407.40 %
Community Education & Outreach	0.00	2,503.39	-2,503.39	-100.00 %
Navagation Support	818.72	2,643.22	-1,824.50	-69.03 %
Prosthesis, Bras & Camisoles	3,348.88	8,579.81	-5,230.93	-60.97 %
Training, American Breast Care	2,349.18	3,709.18	-1,360.00	-36.67 %
<b>Total WCC Breast Boutique</b>	<b>6,286.37</b>	<b>17,390.19</b>	<b>-11,103.82</b>	<b>-63.85 %</b>
WCC General Donations	5,003.21	194,793.87	-189,790.66	-97.43 %
WCC Patient Comfort Care	63,734.84	69,954.62	-6,219.78	-8.89 %
<b>Total Cancer Center</b>	<b>74,124.42</b>	<b>281,970.31</b>	<b>-207,845.89</b>	<b>-73.71 %</b>
Cancer Screening	-36.60		-36.60	
Cancer Screening Early Detect	44,821.74	73,994.83	-29,173.09	-39.43 %
<b>Total Cancer Screening</b>	<b>44,785.14</b>	<b>73,994.83</b>	<b>-29,209.69</b>	<b>-39.48 %</b>
Cardiac Care	6,200.00	14,590.61	-8,390.61	-57.51 %
Clinical Ed Endowment Income	50,078.77	0.00	50,078.77	
Clinical Education Endowment	36,925.00	0.00	36,925.00	
COVID-19 Fund	2,624.32	2,639.31	-14.99	-0.57 %
Diabetes Support	62,526.92	62,426.92	100.00	0.16 %
Dialysis Unit	0.00	30.95	-30.95	-100.00 %
Bishop Dialysis Endowment Distr	46,636.18	0.00	46,636.18	
Dialysis General Donations	22,690.28	22,071.13	619.15	2.81 %
<b>Total Dialysis Unit</b>	<b>69,326.46</b>	<b>22,102.08</b>	<b>47,224.38</b>	<b>213.66 %</b>
Emergency Department	7,051.02	7,051.02	0.00	0.00 %
Equipment	0.00	0.00	0.00	
MRI	2,000.00	2,000.00	0.00	0.00 %

	TOTAL			
	AS OF SEP 30, 2023	AS OF SEP 30, 2022 (PY)	CHANGE	% CHANGE
<b>Total Equipment</b>	<b>2,000.00</b>	<b>2,000.00</b>	<b>0.00</b>	<b>0.00 %</b>
GAP Program	51,353.28	12,765.72	38,587.56	302.27 %
Golf Tournament	19,864.29	0.00	19,864.29	
Healthy Garden	3,094.04	2,320.83	773.21	33.32 %
Home Care	1,925.00	1,925.00	0.00	0.00 %
Hospice of The Big Horns	79,147.69	494,034.15	-414,886.46	-83.98 %
Husman Trust				
Husman Cardiology	518.71	253.60	265.11	104.54 %
Husman Dialysis	689.90	380.41	309.49	81.36 %
<b>Total Husman Trust</b>	<b>1,208.61</b>	<b>634.01</b>	<b>-574.60</b>	<b>90.63 %</b>
Pediatric Donations	6,650.04	5,650.04	1,000.00	17.70 %
Program Services Funds Approved - Awaiting Distribution	500,000.00	0.00	500,000.00	
T.C.U.	34,753.14	-12,040.72	46,793.86	388.63 %
The Link - Partners in Pink	144,665.13	77,236.14	67,428.99	87.30 %
Urgent Care	3,460.00	3,460.00	0.00	0.00 %
Wound Care Clinic	12,143.21	11,893.21	250.00	2.10 %
<b>Total TEMP RESTRICTED PROGRAM FUNDS</b>	<b>3,673,069.05</b>	<b>1,064,308.66</b>	<b>2,608,760.39</b>	<b>245.11 %</b>
UNRESTRICTED PROGRAM FUNDS	0.00	19,750.00	-19,750.00	-100.00 %
Board Designated				
Partner Program	0.00	0.00	0.00	
2022 Partner Program	0.00	30,017.00	-30,017.00	-100.00 %
2023 Partner Program	32,315.00		32,315.00	
<b>Total Partner Program</b>	<b>32,315.00</b>	<b>30,017.00</b>	<b>2,298.00</b>	<b>7.66 %</b>
<b>Total Board Designated</b>	<b>32,315.00</b>	<b>30,017.00</b>	<b>2,298.00</b>	<b>7.66 %</b>
Membership Fund	117,917.93	148,882.89	-30,964.96	-20.80 %
Memorial Funds	0.00	0.00	0.00	
Greatest Need Shelby Memorial	0.00	100,237.24	-100,237.24	-100.00 %
<b>Total Memorial Funds</b>	<b>0.00</b>	<b>100,237.24</b>	<b>-100,237.24</b>	<b>-100.00 %</b>
TR Interest	48,818.49	11,332.71	37,485.78	330.78 %
Transfer for Operations	-555.22	-349.13	-206.09	-59.03 %
Unrestricted-Greatest Need	698,498.70	365,601.04	332,897.66	91.05 %
<b>Total UNRESTRICTED PROGRAM FUNDS</b>	<b>896,994.90</b>	<b>675,471.75</b>	<b>221,523.15</b>	<b>32.80 %</b>
<b>Total PROGRAM CHKG #03-930011-16</b>	<b>4,578,215.52</b>	<b>1,740,084.73</b>	<b>2,838,130.79</b>	<b>163.10 %</b>
<b>Total Bank Accounts</b>	<b>\$5,095,690.18</b>	<b>\$1,808,934.28</b>	<b>\$3,286,755.90</b>	<b>181.70 %</b>
<b>Total Current Assets</b>	<b>\$5,095,690.18</b>	<b>\$1,808,934.28</b>	<b>\$3,286,755.90</b>	<b>181.70 %</b>
Other Assets				
Allowance for Doubtful Accounts				
Pledge NPV Allowance	-111,242.00	-111,242.00	0.00	0.00 %
<b>Total Allowance for Doubtful Accounts</b>	<b>-111,242.00</b>	<b>-111,242.00</b>	<b>0.00</b>	<b>0.00 %</b>
DAD Bishop Dialysis Endowment	-23,140.38	0.00	-23,140.38	
Bishop Endowment Income	-53,968.63	-71,986.63	18,018.00	25.03 %
Endowment Principal	366,485.49	366,485.49	0.00	0.00 %
Realized Gain (Loss)	208,146.70	239,629.70	-31,483.00	-13.14 %
Unrealized Gain (Loss)	24,647.90	-17,965.05	42,612.95	237.20 %
<b>Total DAD Bishop Dialysis Endowment</b>	<b>522,171.08</b>	<b>516,163.51</b>	<b>6,007.57</b>	<b>1.16 %</b>



	TOTAL			
	AS OF SEP 30, 2023	AS OF SEP 30, 2022 (PY)	CHANGE	% CHANGE
DAD Husman Trust - Cardiac Care				
DAD Husman Trust	241,070.53	240,000.54	1,069.99	0.45 %
DAD Husman Trust Income	-830,937.01	-837,355.97	6,418.96	0.77 %
Realized Gain (Loss)	1,131,946.04	1,138,320.93	-6,374.89	-0.56 %
Unrealized Gain (Loss)	48,353.14	-22,047.02	70,400.16	319.32 %
<b>Total DAD Husman Trust - Cardiac Care</b>	<b>590,432.70</b>	<b>518,918.48</b>	<b>71,514.22</b>	<b>13.78 %</b>
DAD Husman Trust - Dialysis				
Husman Trust - Dialysis	3,855,969.01	3,855,969.01	0.00	0.00 %
Operating Income	272,805.57	144,680.58	128,124.99	88.56 %
Realized Gain (Loss)	363,593.49	425,105.75	-61,512.26	-14.47 %
Unrealized Gain (Loss)	347,759.25	-168,913.37	516,672.62	305.88 %
<b>Total DAD Husman Trust - Dialysis</b>	<b>4,840,127.32</b>	<b>4,256,841.97</b>	<b>583,285.35</b>	<b>13.70 %</b>
DAD Nsg Educational Endowment	-31,731.01	0.00	-31,731.01	
Realized Gain (Loss)	283,824.95	296,188.74	-12,363.79	-4.17 %
Scholarship Endowment Princ	64,300.00	64,300.00	0.00	0.00 %
CATO Scholarship Endowment	100,000.00	100,000.00	0.00	0.00 %
Scholarship Endowment General	449,176.30	449,176.30	0.00	0.00 %
<b>Total Scholarship Endowment Princ</b>	<b>613,476.30</b>	<b>613,476.30</b>	<b>0.00</b>	<b>0.00 %</b>
Scholarship Income	-132,867.00	-127,867.10	-4,999.90	-3.91 %
Unrealized Gain (Loss)	34,312.45	-26,957.54	61,269.99	227.28 %
<b>Total DAD Nsg Educational Endowment</b>	<b>767,015.69</b>	<b>754,840.40</b>	<b>12,175.29</b>	<b>1.61 %</b>
FIB Investment Account	0.00	0.00	0.00	
FIB Investments - Other	1,705,991.33	2,145,346.28	-439,354.95	-20.48 %
Graham Endowment	100,000.00	100,000.00	0.00	0.00 %
Unrestricted Endowment	2,015.18	2,015.18	0.00	0.00 %
<b>Total FIB Investment Account</b>	<b>1,808,006.51</b>	<b>2,247,361.46</b>	<b>-439,354.95</b>	<b>-19.55 %</b>
FIB-Investment- Operating Fund	503,874.92	727,174.92	-223,300.00	-30.71 %
Operating Fund Income	631,632.56	-303,519.46	935,152.02	308.10 %
Realized Gain (Loss)	-33,756.78	11,277.78	-45,034.56	-399.32 %
Unrealized Gain (Loss)	-36,397.01	-81,720.24	45,323.23	55.46 %
<b>Total FIB-Investment- Operating Fund</b>	<b>1,065,353.69</b>	<b>353,213.00</b>	<b>712,140.69</b>	<b>201.62 %</b>
Husman Trust - Other Assets				
Husman Mineral and Other Proper	7,759.00	7,759.00	0.00	0.00 %
<b>Total Husman Trust - Other Assets</b>	<b>7,759.00</b>	<b>7,759.00</b>	<b>0.00</b>	<b>0.00 %</b>
Minerals	10.00	10.00	0.00	0.00 %
Pledges Receivable				
Pldgs Rec - Cardiac Care	6,000.00	12,500.00	-6,500.00	-52.00 %
Pldgs Rec - Golf Tournament	1,999.99	3,296.66	-1,296.67	-39.33 %
Pldgs Rec - Membership Fund	1,999.99	1,666.68	333.31	20.00 %
Pldgs Rec - Transitional Care	1,073,178.30	1,583,969.57	-510,791.27	-32.25 %
Pldgs Rec -The Link Partners	3,000.02	1,666.66	1,333.36	80.00 %
<b>Total Pledges Receivable</b>	<b>1,086,178.30</b>	<b>1,603,099.57</b>	<b>-516,921.27</b>	<b>-32.25 %</b>
<b>Total Other Assets</b>	<b>\$10,575,812.29</b>	<b>\$10,146,965.39</b>	<b>\$428,846.90</b>	<b>4.23 %</b>
<b>TOTAL ASSETS</b>	<b>\$15,671,502.47</b>	<b>\$11,955,899.67</b>	<b>\$3,715,602.80</b>	<b>31.08 %</b>



	TOTAL			
	AS OF SEP 30, 2023	AS OF SEP 30, 2022 (PY)	CHANGE	% CHANGE
<b>LIABILITIES AND EQUITY</b>				
Liabilities				
Current Liabilities				
Accounts Payable				
Accounts Payable	0.00	4,259.14	-4,259.14	-100.00 %
<b>Total Accounts Payable</b>	<b>\$0.00</b>	<b>\$4,259.14</b>	<b>\$ -4,259.14</b>	<b>-100.00 %</b>
<b>Total Current Liabilities</b>	<b>\$0.00</b>	<b>\$4,259.14</b>	<b>\$ -4,259.14</b>	<b>-100.00 %</b>
<b>Total Liabilities</b>	<b>\$0.00</b>	<b>\$4,259.14</b>	<b>\$ -4,259.14</b>	<b>-100.00 %</b>
Equity				
Permanent Restricted Net Assets	1,079,961.00	1,079,961.00	0.00	0.00 %
Restricted Net Assets	8,172,972.00	8,172,972.00	0.00	0.00 %
Retained Earnings	3,391,854.08	-4,259.14	3,396,113.22	79,737.06 %
Unrestricted Net Assets	3,376,057.73	3,376,057.73	0.00	0.00 %
Net Income	-349,342.34	-673,091.06	323,748.72	48.10 %
<b>Total Equity</b>	<b>\$15,671,502.47</b>	<b>\$11,951,640.53</b>	<b>\$3,719,861.94</b>	<b>31.12 %</b>
<b>TOTAL LIABILITIES AND EQUITY</b>	<b>\$15,671,502.47</b>	<b>\$11,955,899.67</b>	<b>\$3,715,602.80</b>	<b>31.08 %</b>

# Sheridan County Memorial Hospital Foundation

## Statements of Support, Revenue & Expenses - Income Tax Basis

September 2023

	TOTAL			
	SEP 2023	SEP 2022 (PY)	CHANGE	% CHANGE
<b>Income</b>				
<b>DONATIONS - New Cash/New Pledge</b>				
Donations - GAP	359.00		359.00	
Donations - Golf Tournament	666.67		666.67	
Donations - Hospice	1,800.00	1,150.00	650.00	56.52 %
Donations - Membership Fund	2,466.67	600.00	1,866.67	311.11 %
Donations - Nrsing Schlrsip End	15,000.00		15,000.00	
Donations - Partner Program	3,925.00	3,159.00	766.00	24.25 %
Donations - Pediatric Unit		500.00	-500.00	-100.00 %
Donations - The Link	3,648.32	45.00	3,603.32	8,007.38 %
Donations - Unrestricted Great	22,802.31	50,820.00	-28,017.69	-55.13 %
Donations - Welch Cancer Ctr	795.00	795.00	0.00	0.00 %
<b>Total DONATIONS - New Cash/New Pledge</b>	<b>51,462.97</b>	<b>57,069.00</b>	<b>-5,606.03</b>	<b>-9.82 %</b>
<b>INVESTMENT INCOME</b>				
Dividends - DAD Husman TR Cardi	1,402.18	1,503.90	-101.72	-6.76 %
Dividends - DAD Husman TR Dialy	11,519.38	12,224.09	-704.71	-5.76 %
Dividends - FIB	2,968.53	6,819.06	-3,850.53	-56.47 %
Dividends - FIB Operating Fd	4,549.47	2,345.69	2,203.78	93.95 %
Dividends -Scholarship Fun	2,254.36	2,332.39	-78.03	-3.35 %
Dividends- Bishop Endowment	1,535.03	1,626.10	-91.07	-5.60 %
Interest - Bishop Endowment FF	7.80	2.87	4.93	171.78 %
Interest - DAD Husman TR - Card	7.74	3.24	4.50	138.89 %
Interest - DAD Husman TR Dialys	53.86	26.40	27.46	104.02 %
Interest - First Federal Saving	751.72	2,647.71	-1,895.99	-71.61 %
Interest - Scholarship	9.52	4.46	5.06	113.45 %
Interest Operational	603.71	103.84	499.87	481.38 %
<b>Total INVESTMENT INCOME</b>	<b>25,663.30</b>	<b>29,639.75</b>	<b>-3,976.45</b>	<b>-13.42 %</b>
<b>1 Total Income</b>	<b>\$77,126.27</b>	<b>\$86,708.75</b>	<b>\$-9,582.48</b>	<b>-11.05 %</b>
<b>GROSS PROFIT</b>	<b>\$77,126.27</b>	<b>\$86,708.75</b>	<b>\$-9,582.48</b>	<b>-11.05 %</b>
<b>Expenses</b>				
<b>FUND RAISING EXPENDITURES</b>				
<b>Annual Special Events</b>				
Golf Tournament	305.96		305.96	
The Link-Partners in Pink				
Participant Gear & Concession		5,758.00	-5,758.00	-100.00 %
Postage & Delivery	549.12	566.12	-17.00	-3.00 %
Printing	1,661.00	1,606.04	54.96	3.42 %
<b>Total The Link-Partners in Pink</b>	<b>2,210.12</b>	<b>7,930.16</b>	<b>-5,720.04</b>	<b>-72.13 %</b>
<b>Total Annual Special Events</b>	<b>2,516.08</b>	<b>7,930.16</b>	<b>-5,414.08</b>	<b>-68.27 %</b>
ED Project		650.98	-650.98	-100.00 %

		TOTAL		
	SEP 2023	SEP 2022 (PY)	CHANGE	% CHANGE
TCU Campaign		3,689.63	-3,689.63	-100.00 %
<b>5 Total FUND RAISING EXPENDITURES</b>	<b>2,516.08</b>	<b>12,270.77</b>	<b>-9,754.69</b>	<b>-79.50 %</b>
MANAGEMENT & GENERAL OPERATIONS				
Credit Card Fees	23.47	81.22	-57.75	-71.10 %
Investment Service Fees				
FIB - Investments	927.02	1,258.59	-331.57	-26.34 %
FIB - Opertaing Fund	532.99	184.12	348.87	189.48 %
<b>Total Investment Service Fees</b>	<b>1,460.01</b>	<b>1,442.71</b>	<b>17.30</b>	<b>1.20 %</b>
Office Expenses				
Postage and Delivery		247.77	-247.77	-100.00 %
Printing and Reproduction	165.44	1,350.00	-1,184.56	-87.75 %
Supplies/Other	956.74	40.48	916.26	2,263.49 %
<b>Total Office Expenses</b>	<b>1,122.18</b>	<b>1,638.25</b>	<b>-516.07</b>	<b>-31.50 %</b>
Professional Fees				
Education/Seminars	1,331.49		1,331.49	
Legal Fees	2,120.00		2,120.00	
<b>Total Professional Fees</b>	<b>3,451.49</b>		<b>3,451.49</b>	
Professional Fees for Services	44,194.19		44,194.19	
Recognition Program				
Donor Recognition Expenses	98.88	908.22	-809.34	-89.11 %
<b>Total Recognition Program</b>	<b>98.88</b>	<b>908.22</b>	<b>-809.34</b>	<b>-89.11 %</b>
<b>3 Total MANAGEMENT &amp; GENERAL OPERATIONS</b>	<b>50,350.22</b>	<b>4,070.40</b>	<b>46,279.82</b>	<b>1,136.98 %</b>
PROGRAM SERVICES EXPENDITURES				
Donation Expenditures				
Auxiliary Expenditures	1,091.50	345.40	746.10	216.01 %
Behavioral Health	12,668.94		12,668.94	
Cancer Center		1,450.00	-1,450.00	-100.00 %
CC General Donation Expenditure	5,000.00	949.02	4,050.98	426.86 %
<b>Total Cancer Center</b>	<b>5,000.00</b>	<b>2,399.02</b>	<b>2,600.98</b>	<b>108.42 %</b>
Cancer Screening Mamography Grt	148.02	432.81	-284.79	-65.80 %
Donation Exp - Patient Care	798.00	8,000.00	-7,202.00	-90.03 %
GAP	131.44		131.44	
Hospice	5,431.58		5,431.58	
Nursing Scholarship Endowment	-49,710.90		-49,710.90	
TCU	80,000.00	70,000.00	10,000.00	14.29 %
<b>Total Donation Expenditures</b>	<b>55,558.58</b>	<b>81,177.23</b>	<b>-25,618.65</b>	<b>-31.56 %</b>
<b>4 Total PROGRAM SERVICES EXPENDITURES</b>	<b>55,558.58</b>	<b>81,177.23</b>	<b>-25,618.65</b>	<b>-31.56 %</b>
<b>Total Expenses</b>	<b>\$108,424.88</b>	<b>\$97,518.40</b>	<b>\$10,906.48</b>	<b>11.18 %</b>
NET OPERATING INCOME	<b>\$ -31,298.61</b>	<b>\$ -10,809.65</b>	<b>\$ -20,488.96</b>	<b>-189.54 %</b>
Other Income				
Other Investment Income				
Bishop Endowment Fd				
Unrealized Gains/Losses	-18,340.80	-43,608.28	25,267.48	57.94 %
<b>Total Bishop Endowment Fd</b>	<b>-18,340.80</b>	<b>-43,608.28</b>	<b>25,267.48</b>	<b>57.94 %</b>

	TOTAL			
	SEP 2023	SEP 2022 (PY)	CHANGE	% CHANGE
DAD - Husman - Dialysis				
Realized Gain (Loss) - Dialysis	61,270.31		61,270.31	
Unrealized Gain (Loss)	-278,777.34	-429,642.75	150,865.41	35.11 %
<b>Total DAD - Husman - Dialysis</b>	<b>-217,507.03</b>	<b>-429,642.75</b>	<b>212,135.72</b>	<b>49.37 %</b>
DAD - Husman Trust -Cardiac				
Unrealized Gains/Losses	-26,473.91	-52,320.15	25,846.24	49.40 %
<b>Total DAD - Husman Trust -Cardiac</b>	<b>-26,473.91</b>	<b>-52,320.15</b>	<b>25,846.24</b>	<b>49.40 %</b>
FIB - Investment Account				
Realized Gains/Losses		-13,988.62	13,988.62	100.00 %
Unrealized Gains/Losses	-66,368.28	-221,757.25	155,388.97	70.07 %
<b>Total FIB - Investment Account</b>	<b>-66,368.28</b>	<b>-235,745.87</b>	<b>169,377.59</b>	<b>71.85 %</b>
FIB - Operating Fund Investment				
Realized Gains/Losses		-3,050.27	3,050.27	100.00 %
Unrealized Gains/Losses	-9,012.06	-13,081.99	4,069.93	31.11 %
<b>Total FIB - Operating Fund Investment</b>	<b>-9,012.06</b>	<b>-16,132.26</b>	<b>7,120.20</b>	<b>44.14 %</b>
Nursing Educational Endow				
Unrealized Gains/Losses	-26,927.83	-62,497.21	35,569.38	56.91 %
<b>Total Nursing Educational Endow</b>	<b>-26,927.83</b>	<b>-62,497.21</b>	<b>35,569.38</b>	<b>56.91 %</b>
<b>6 Total Other Investment Income</b>	<b>-364,629.91</b>	<b>-839,946.52</b>	<b>475,316.61</b>	<b>56.59 %</b>
<b>Total Other Income</b>	<b>\$ -364,629.91</b>	<b>\$ -839,946.52</b>	<b>\$475,316.61</b>	<b>56.59 %</b>
<b>NET OTHER INCOME</b>	<b>\$ -364,629.91</b>	<b>\$ -839,946.52</b>	<b>\$475,316.61</b>	<b>56.59 %</b>
<b>NET INCOME</b>	<b>\$ -395,928.52</b>	<b>\$ -850,756.17</b>	<b>\$454,827.65</b>	<b>53.46 %</b>



# Sheridan County Memorial Hospital Foundation

## Statements of Support, Revenue & Expenses - Income Tax Basis

July - September, 2023

	TOTAL			
	JUL - SEP, 2023	JUL - SEP, 2022 (PY YTD)	% OF ROW	% OF COLUMN
Income				
Budget Transfer Operating Funds				
Budgeted Operating Transfers	160,000.00	63,300.00	100.00 %	-45.80 %
BudgetTransf Oprtn-Invest Fund	-160,000.00	-63,300.00	100.00 %	45.80 %
<b>Total Budget Transfer Operating Funds</b>	<b>0.00</b>	<b>0.00</b>		<b>0.00 %</b>
DONATIONS - New Cash/New Pledge				
Donations - Auxilliary Projects	450.00		100.00 %	-0.13 %
Donations - Cardiac Care	200.00		100.00 %	-0.06 %
Donations - GAP	4,184.00		100.00 %	-1.20 %
Donations - Golf Tournament	833.33	2,930.07	100.00 %	-0.24 %
Donations - Healthy Garden		30.00		
Donations - Hospice	2,255.00	3,290.00	100.00 %	-0.65 %
Donations - Husman Trust	123.11	228.50	100.00 %	-0.04 %
Donations - Membership Fund	3,533.34	5,149.97	100.00 %	-1.01 %
Donations - Nrsing Schlrsp End	15,000.00		100.00 %	-4.29 %
Donations - Partner Program	11,049.00	9,463.00	100.00 %	-3.16 %
Donations - Pediatric Unit		500.00		
Donations - TCU		8,000.04		
Donations - The Link	9,784.99	9,234.96	100.00 %	-2.80 %
Donations - Unrestricted Great	45,012.31	78,566.41	100.00 %	-12.88 %
Donations - Welch Cancer Ctr	11,160.00	11,255.00	100.00 %	-3.19 %
<b>Total DONATIONS - New Cash/New Pledge</b>	<b>103,585.08</b>	<b>128,647.95</b>	<b>100.00 %</b>	<b>-29.65 %</b>
INVESTMENT INCOME				
Dividends - DAD Husman TR Cardi	3,143.26	2,438.16	100.00 %	-0.90 %
Dividends - DAD Husman TR Dialy	25,830.84	19,835.34	100.00 %	-7.39 %
Dividends - FIB	10,978.76	9,572.00	100.00 %	-3.14 %
Dividends - FIB Operating Fd	8,046.58	3,761.72	100.00 %	-2.30 %
Dividends -Scholarship Fun	5,410.81	4,275.75	100.00 %	-1.55 %
Dividends- Bishop Endowment	3,688.74	2,917.35	100.00 %	-1.06 %
Interest - Bishop Endowment FF	28.54	5.71	100.00 %	-0.01 %
Interest - DAD Husman TR - Card	45.88	6.36	100.00 %	-0.01 %
Interest - DAD Husman TR Dialys	355.36	51.84	100.00 %	-0.10 %
Interest - First Federal Saving	32,285.01	6,383.80	100.00 %	-9.24 %
Interest - Scholarship	40.01	8.92	100.00 %	-0.01 %



	TOTAL			
	JUL - SEP, 2023	JUL - SEP, 2022 (PY YTD)	% OF ROW	% OF COLUMN
Interest Operational	1,584.56	103.84	100.00 %	-0.45 %
<b>Total INVESTMENT INCOME</b>	<b>91,438.35</b>	<b>49,360.79</b>	<b>100.00 %</b>	<b>-26.17 %</b>
<b>Total Income</b>	<b>\$195,023.43</b>	<b>\$178,008.74</b>	<b>100.00 %</b>	<b>-55.83 %</b>
GROSS PROFIT	<b>\$195,023.43</b>	<b>\$178,008.74</b>	<b>100.00 %</b>	<b>-55.83 %</b>
Expenses				
FUND RAISING EXPENDITURES				
Annual Special Events				
Golf Tournament	16,740.70	15,163.33	100.00 %	-4.79 %
The Link-Partners in Pink	0.00			0.00 %
Participant Gear & Concession	528.00	8,002.00	100.00 %	-0.15 %
Postage & Delivery	549.12	566.12	100.00 %	-0.16 %
Printing	1,661.00	1,606.04	100.00 %	-0.48 %
The Link - Race Support	127.07		100.00 %	-0.04 %
<b>Total The Link-Partners in Pink</b>	<b>2,865.19</b>	<b>10,174.16</b>	<b>100.00 %</b>	<b>-0.82 %</b>
<b>Total Annual Special Events</b>	<b>19,605.89</b>	<b>25,337.49</b>	<b>100.00 %</b>	<b>-5.61 %</b>
ED Project		650.98		
TCU Campaign		17,619.59		
<b>Total FUND RAISING EXPENDITURES</b>	<b>19,605.89</b>	<b>43,608.06</b>	<b>100.00 %</b>	<b>-5.61 %</b>
MANAGEMENT & GENERAL OPERATIONS				
Accounting	2,150.00	2,165.63	100.00 %	-0.62 %
Advertising & Marketing	385.00		100.00 %	-0.11 %
Credit Card Fees	129.99	271.00	100.00 %	-0.04 %
Investment Service Fees				
Bishop Endowment Fd	701.73	686.21	100.00 %	-0.20 %
DAD - Husman TR - Dialysis	6,309.55	5,677.52	100.00 %	-1.81 %
DAD - Husman Trust - Cardiac	769.53	691.92	100.00 %	-0.22 %
FIB - Investments	3,318.37	3,745.40	100.00 %	-0.95 %
FIB - Opertaing Fund	1,154.27	569.76	100.00 %	-0.33 %
Nursing Scholarship Endow	1,028.02	1,003.30	100.00 %	-0.29 %
<b>Total Investment Service Fees</b>	<b>13,281.47</b>	<b>12,374.11</b>	<b>100.00 %</b>	<b>-3.80 %</b>
Office Expenses				
Computer Support	560.85		100.00 %	-0.16 %
Postage and Delivery	264.00	885.32	100.00 %	-0.08 %
Printing and Reproduction	326.29	1,350.00	100.00 %	-0.09 %
Supplies/Other	1,081.82	80.98	100.00 %	-0.31 %
<b>Total Office Expenses</b>	<b>2,232.96</b>	<b>2,316.30</b>	<b>100.00 %</b>	<b>-0.64 %</b>
Professional Fees				
Dues	370.00		100.00 %	-0.11 %
Education/Seminars	2,081.49		100.00 %	-0.60 %
Legal Fees	2,120.00		100.00 %	-0.61 %
<b>Total Professional Fees</b>	<b>4,571.49</b>		<b>100.00 %</b>	<b>-1.31 %</b>
Professional Fees for Services	56,393.08		100.00 %	-16.14 %

	TOTAL			
	JUL - SEP, 2023	JUL - SEP, 2022 (PY YTD)	% OF ROW	% OF COLUMN
Recognition Program				
Donor Recognition Expenses	869.93	2,877.16	100.00 %	-0.25 %
Special Events	473.30		100.00 %	-0.14 %
Annual Meeting	0.00			0.00 %
<b>Total Special Events</b>	<b>473.30</b>		<b>100.00 %</b>	<b>-0.14 %</b>
<b>Total Recognition Program</b>	<b>1,343.23</b>	<b>2,877.16</b>	<b>100.00 %</b>	<b>-0.38 %</b>
Volunteer Programs	1,124.78		100.00 %	-0.32 %
<b>Total MANAGEMENT &amp; GENERAL OPERATIONS</b>	<b>81,612.00</b>	<b>20,004.20</b>	<b>100.00 %</b>	<b>-23.36 %</b>
PROGRAM SERVICES EXPENDITURES				
Donation Expenditures				
Auxiliary Expenditures	2,339.50	345.40	100.00 %	-0.67 %
Behavioral Health	40,837.43		100.00 %	-11.69 %
Cancer Center	439.00	2,525.22	100.00 %	-0.13 %
CC General Donation Expenditure	5,000.00	1,336.01	100.00 %	-1.43 %
<b>Total Cancer Center</b>	<b>5,439.00</b>	<b>3,861.23</b>	<b>100.00 %</b>	<b>-1.56 %</b>
Cancer Screening Mamography Grt	148.02	432.81	100.00 %	-0.04 %
Diabetes Education & Support		2,500.00		
Donation Exp - Patient Care	798.00	8,000.00	100.00 %	-0.23 %
Emergency Department		248.00		
GAP	131.44		100.00 %	-0.04 %
Healthy Garden		250.00		
Hospice	5,431.58		100.00 %	-1.55 %
Nursing Clinical Education 7/06	31,363.14		100.00 %	-8.98 %
Nursing Scholarship Endowment	-18,388.78	31,322.12	100.00 %	5.26 %
TCU	80,000.00	172,647.24	100.00 %	-22.90 %
<b>Total Donation Expenditures</b>	<b>148,099.33</b>	<b>219,606.80</b>	<b>100.00 %</b>	<b>-42.39 %</b>
<b>Total PROGRAM SERVICES EXPENDITURES</b>	<b>148,099.33</b>	<b>219,606.80</b>	<b>100.00 %</b>	<b>-42.39 %</b>
<b>Total Expenses</b>	<b>\$249,317.22</b>	<b>\$283,219.06</b>	<b>100.00 %</b>	<b>-71.37 %</b>
NET OPERATING INCOME	<b>\$ -54,293.79</b>	<b>\$ -105,210.32</b>	<b>100.00 %</b>	<b>15.54 %</b>
Other Income				
Other Investment Income				
Bishop Endowment Fd				
Realized Gains/Losses	6,490.96		100.00 %	-1.86 %
Unrealized Gains/Losses	-21,003.74	-30,567.07	100.00 %	6.01 %
<b>Total Bishop Endowment Fd</b>	<b>-14,512.78</b>	<b>-30,567.07</b>	<b>100.00 %</b>	<b>4.15 %</b>
DAD - Husman - Dialysis				
Realized Gain (Loss) - Dialysis	105,652.41		100.00 %	-30.24 %
Unrealized Gain (Loss)	-291,889.31	-262,357.70	100.00 %	83.55 %
<b>Total DAD - Husman - Dialysis</b>	<b>-186,236.90</b>	<b>-262,357.70</b>	<b>100.00 %</b>	<b>53.31 %</b>
DAD - Husman Trust -Cardiac				
Realized Gains/Losses	6,272.04		100.00 %	-1.80 %
Unrealized Gains/Losses	-28,861.82	-31,854.40	100.00 %	8.26 %
<b>Total DAD - Husman Trust -Cardiac</b>	<b>-22,589.78</b>	<b>-31,854.40</b>	<b>100.00 %</b>	<b>6.47 %</b>

	TOTAL			
	JUL - SEP, 2023	JUL - SEP, 2022 (PY YTD)	% OF ROW	% OF COLUMN
FIB - Investment Account				
Realized Gains/Losses	156,973.00	-13,988.62	100.00 %	-44.93 %
Unrealized Gains/Losses	-199,746.46	-168,339.87	100.00 %	57.18 %
<b>Total FIB - Investment Account</b>	<b>-42,773.46</b>	<b>-182,328.49</b>	<b>100.00 %</b>	<b>12.24 %</b>
FIB - Operating Fund Investment	-15,512.28		100.00 %	4.44 %
Realized Gains/Losses		-3,050.27		
Unrealized Gains/Losses	7,965.48	-13,181.50	100.00 %	-2.28 %
<b>Total FIB - Operating Fund Investment</b>	<b>-7,546.80</b>	<b>-16,231.77</b>	<b>100.00 %</b>	<b>2.16 %</b>
Nursing Educational Endow				
Realized Gains/Losses	7,724.08		100.00 %	-2.21 %
Unrealized Gains/Losses	-29,112.91	-44,541.31	100.00 %	8.33 %
<b>Total Nursing Educational Endow</b>	<b>-21,388.83</b>	<b>-44,541.31</b>	<b>100.00 %</b>	<b>6.12 %</b>
<b>Total Other Investment Income</b>	<b>-295,048.55</b>	<b>-567,880.74</b>	<b>100.00 %</b>	<b>84.46 %</b>
<b>Total Other Income</b>	<b>\$ -295,048.55</b>	<b>\$ -567,880.74</b>	<b>100.00 %</b>	<b>84.46 %</b>
<b>NET OTHER INCOME</b>	<b>\$ -295,048.55</b>	<b>\$ -567,880.74</b>	<b>100.00 %</b>	<b>84.46 %</b>
<b>NET INCOME</b>	<b>\$ -349,342.34</b>	<b>\$ -673,091.06</b>	<b>100.00 %</b>	<b>100.00 %</b>

**Note**

For the three months ended 09/30/2023 and 2022